

Dolch Sight Words
Interactive Notebook
Pre-Primer
Free Preview



This is a Sight Word Interactive Notebook to accompany the Dolch Pre-Primer sight words. This is a free preview of the first of eight sets of sight words. The underlined word is a review word from the previous set. The words in this packet include:

a

I






Sort by Sight Word

Cut large rectangle and vertical line in middle to make two flaps. Glue "I can" box to paper. Sort and glue sight word or not sight word under correct flap.

Pages 4-9



Sort Sight Words

Cut large rectangle and vertical line in middle to make two flaps. Glue "I can" box to paper. Sort and glue the correct sight word under correct flap.

Pages 11-13



Writing Sight Words

Cut on the dotted lines and fold up on the solid lines. Glue the box with the sight word onto the paper. Write the sight word under each flap with the correct writing tool.

Pages 19-22

Highlight then Trace Sight Words

Cut the large box and glue it to the paper. Find and highlight the sight word then trace the sight word under the box.

Pages 30-34



Decorate the Sight Words

Cut the large box and glue it to the paper. Decorate the sight word with torn paper, paint, stickers, bingo dobbers, etc.

Pages 30-35

I can recognize my sight word!

I

Ø I

I

go

a

i

red

I

can

I

I can recognize my sight word!

a

Ø a

a

l

a

go

see

a

red

a

I can recognize my sight words!

I

a

I

a

a

i

a

I

a

I



Colored
pencil



crayon

I



marker



pencil



Colored
pencil



crayon

d



marker



pencil

Highlight then trace!

red	a	I	a	can
a	red	go	a	a
a	ΣΣΣ	a	see	a
red	go	a	a	can
a	I	a	red	a


a a a a

Let's Decorate!




Highlight then trace!

I	a	I	go	can
go	red	I	can	I
I	RED	I	see	a
I	see	can	I	I
a	I	go	I	I



Let's Decorate!



d

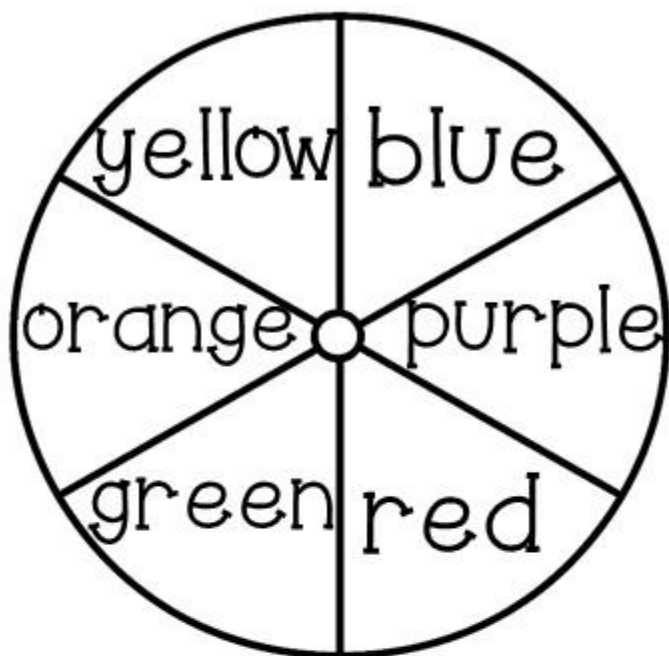
1. _____

2. _____

3. _____

4. _____

Rainbow Color
and Write



I

1. _____

2. _____

3. _____

4. _____

Rainbow Color
and Write

