


Flippy Flaps

Fire Safety



What's Included

Fire Safety Cover Page (girl or boy)

Fire Fighters can/have/are

Label a Firefighter

Label a Firetruck

Stop, Drop, and Roll Sequence Book

Hot and Cold Sorting

Emergency Plan Flip Book

Firefighters K/W/L

Fire Safety K/W/L

Fire Safety Tips

Fire Alarm Writing Prompt

Take a Pledge Writing Prompt

Fire Fighter Tools Match

Compare Fire Fighter/Police Officer

Escape Plan

Word/Picture Match



What's Included

Each flap has step by step directions to tell you how to cut and fold each flap!

Created by: Julie Davis

1st 2nd 3rd

ROLL STOP DROPL

Cut out the long rectangles on just the solid lines. Cut out each individual picture. Fold the long rectangles on the dotted lines. Place the glue strip on the "glue here" strip to glue to the book.

Created by: Julie Davis

Created by: Julie Davis

Fire Fighters

can	have	are

Cut out the large rectangle. Then cut just the solid vertical line and stop before you get to the strip at the top. Place glue only on the horizontal strip that says Fire Fighters. Lift each flap to write what Fire Fighters can, have & are.

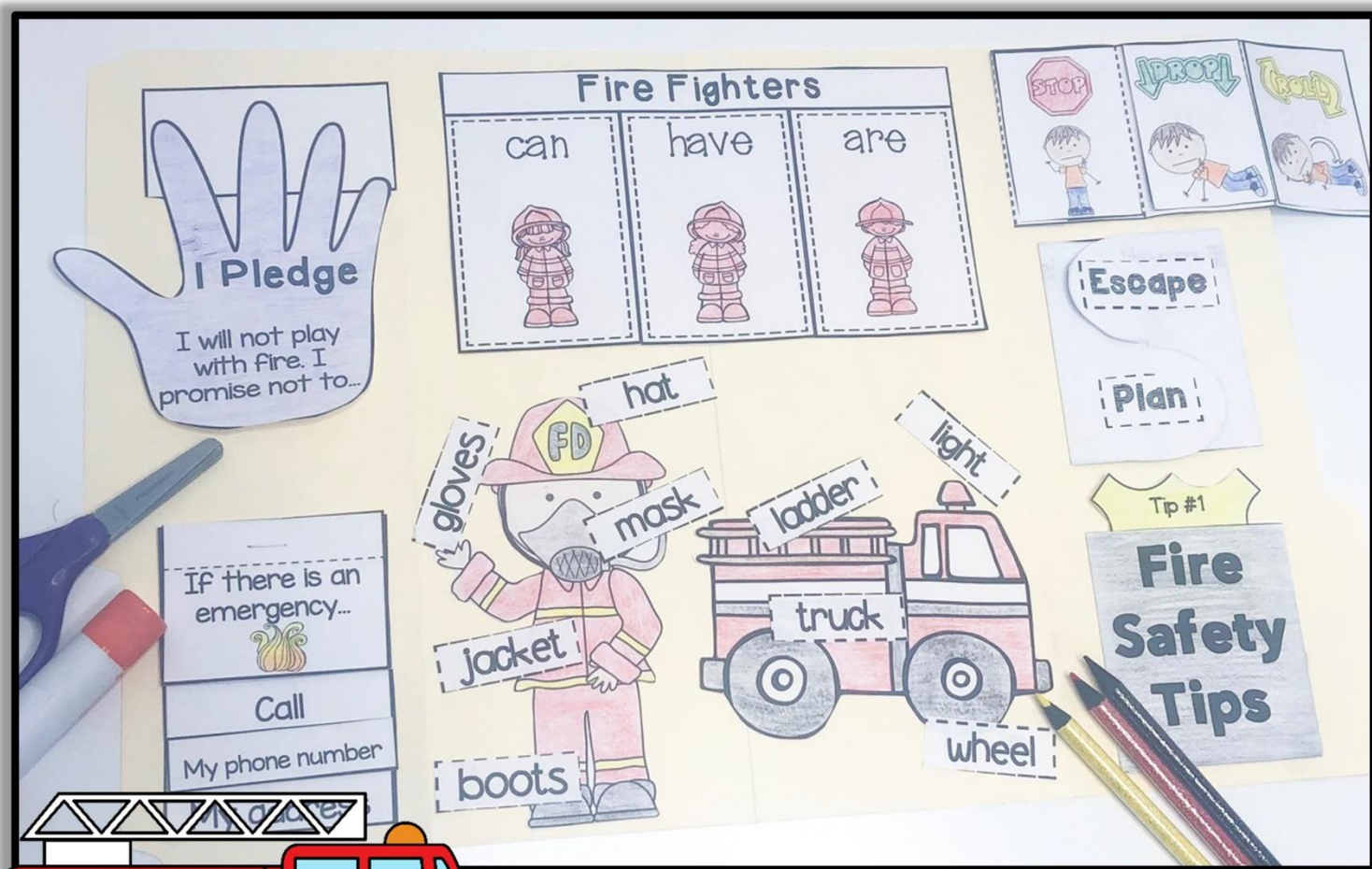
Created by: Julie Davis

boots
hat
jacket
mask
gloves

Cut out the Fire Fighter and each box with words. Use the words to glue onto the Fire Fighter to label the parts.

Layout Suggestions

Please feel free to use this however best suits the needs of you and your students. You may pick and choose which flaps to use. Do not feel like you must use them all, they will not all fit onto one file folder.



How to Fold the File Folder



Step 1: Grab a file folder.




Step 2: Open your file folder and lay flat horizontally.

How to Fold the File Folder



Step 3: Take one side and fold it into the middle line.



Step 4: Take the other side and fold it into the middle line. You have a Flippy Flap!

Big Ideas for Little Hands

Julie Davis

bigideasforlittlehands.blogspot.com

Thanks for downloading!!

MESSAGE FROM JULIE

A big thanks for your interest and support in my store and products. I really hope you enjoy it! Feedback is greatly appreciated. If you have any questions or suggestions please feel free to email me at

bigideasforlittlehands@yahoo.com

LET'S CONNECT!



© Julie Davis "Big Ideas for Little Hands" 2019


All rights reserved by author. This resource is to be used by the original purchaser only. Copying for more than one teacher or classroom, or for an entire school or district is prohibited. This resource may not be distributed or displayed digitally for public view, uploaded to school or district websites, distributed via e-mail, or submitted to file sharing such as Amazon Inspire. Failure to comply is a copyright infringement and a violation of the Digital Millennium Copyright Act (DMCA). Purchase is intended for single, individual use.

Big Ideas for Little Hands

Julie Davis

bigideasforlittlehands.blogspot.com

ADDITIONAL RESOURCES YOU MAY LIKE



CREDITS

