


# Flippy Flaps

## Groundhog's Day



# What's Included

Groundhog's Day Cover Page

Groundhogs can/have/are

Label a Groundhog

Life Cycle of a Groundhog

All About Groundhog's Day Fact Book

Groundhog Facts

Groundhog K/W/L

Groundhog Adjectives

Compare Groundhog & Squirrel

Hibernate/Does not Hibernate Sort

Groundhog Vocabulary

Will the Groundhog see its Shadow Graph

If you were a Groundhog writing prompt





And more!!!



# What's Included

Each flap has step by step directions to tell you how to cut and fold each flap!


Created by Julie Davis

Glue here		baby
4th		young
3rd		newborn
2nd		adult
1st		

**Life Cycle of a Groundhog**

Cut out the long rectangle on the left on just the solid lines. Cut out each individual picture. Glue the pictures in order to show the life cycle of a groundhog onto the long rectangle strip. Accordion fold the strip on the dotted lines. Place glue just on the "glue here" strip to glue into lapbook.

**Groundhogs**

can	have	are
		

Cut out the groundhog and the box with the words. Use the words to glue onto the groundhog to label the parts.

Cut out the large rectangle. Then cut just the solid line and stop before you get to the strip of the glue only on the top strip that says Groundhog. Lift each flap to write what groundhogs can, have, & are.


tail
teeth
feet
belly
head
foot

Created by Julie Davis



# Layout Suggestions

Please feel free to use this however best suits the needs of you and your students. You may pick and choose which flaps to use. Do not feel like you must use them all, they will not all fit onto one file folder.



# How to Fold the File Folder



**Step 1: Grab a file folder.**




**Step 2: Open your file folder and lay flat horizontally.**


# How to Fold the File Folder



**Step 3: Take one side and fold it into the middle line.**



**Step 4: Take the other side and fold it into the middle line. You have a Flippy Flap!**



# All About Groundhog Day cover

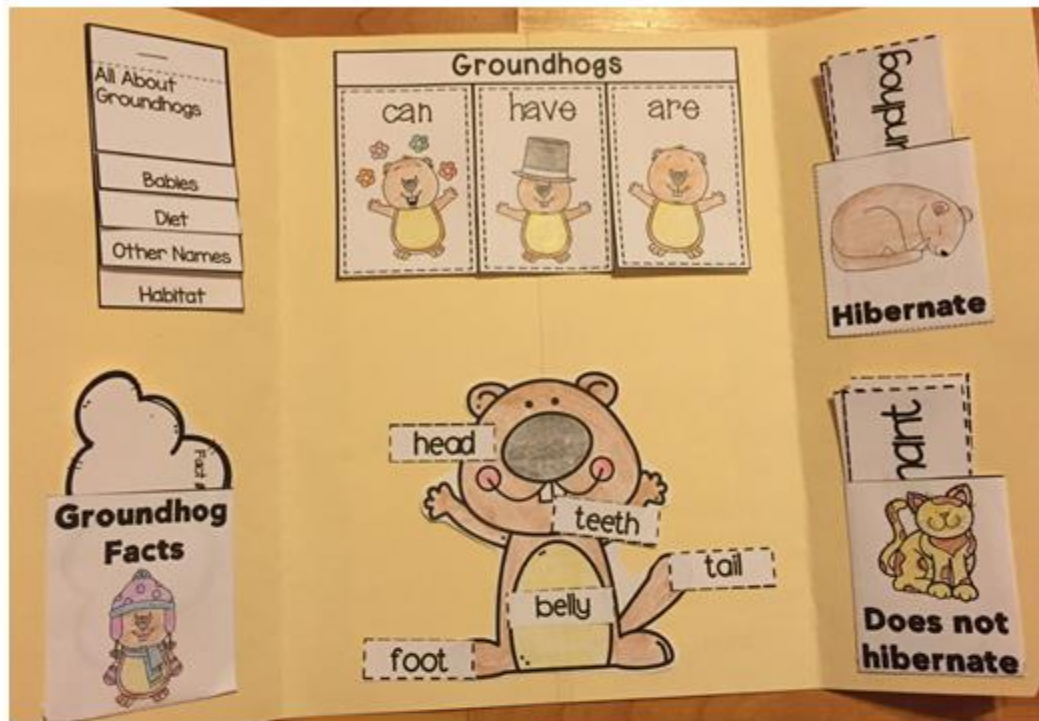
I can make a class graph!

Do you think the groundhog will see his shadow?


yes      no

# Class Graph on back

# Inside the Flippy Flap



All About  
Groundhogs,  
Groundhog Facts

Sort Animals that  
do/do not hibernate



Groundhogs  
can/have/are, label  
a Groundhog

