

# Spin & Match HALLOWEEN




10 different designs with 2 choices for each!



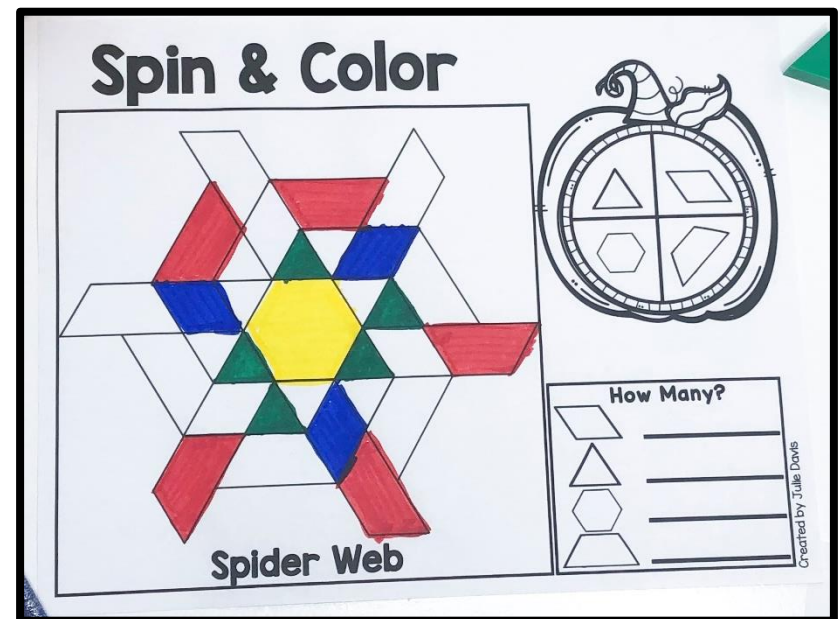
# Instructions

## Spin & Match



Students will use a paper clip and a pencil to place on the Spinner and Spin a shape. The student will then name the shape, find a pattern block the same shape, and place it on the mat. Students will keep Spinning and match until the mat is full. When the mat is complete, the student will count how many of each shape and write it in the box.


## Spin & Color



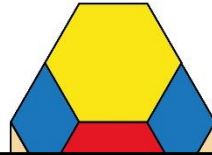
Students will use a paper clip and a pencil to place on the Spinner and Spin a shape. The student will then name the shape, find the matching pattern block, and color it the same color. Students will keep Spinning and coloring until the mat is full. When the mat is complete, the student will count how many of each shape and write it in the box.

# Spin and Match

Spin & Match



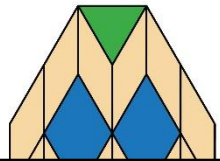
Spin & Match




Spin & Match



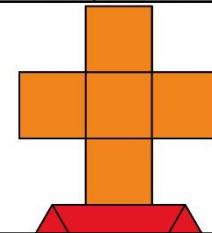
Spin & Match



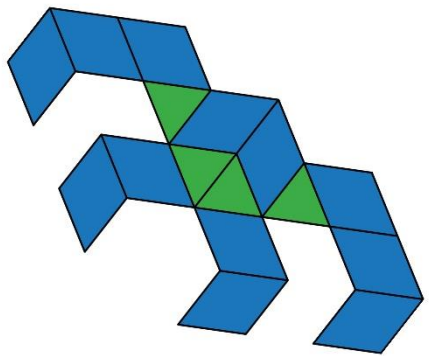
Spin & Match



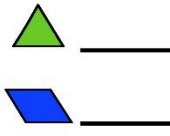
Spin & Match



Spin & Match

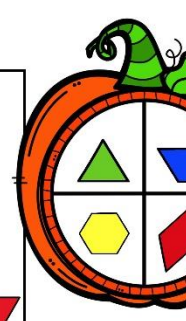



How Many?

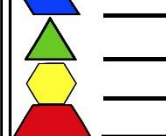


Spider

Spin & Match

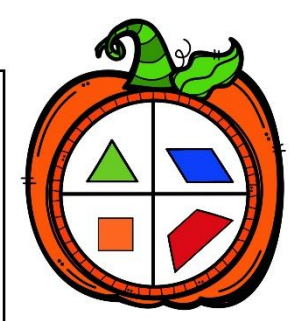
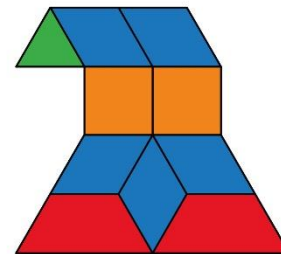


How Many?

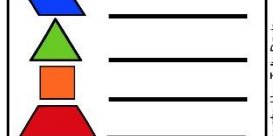


Spider Web

Spin & Match



How Many?


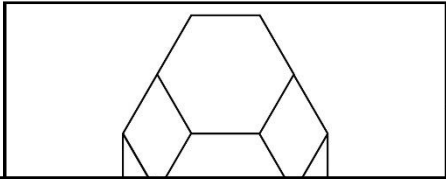


Witch Hat

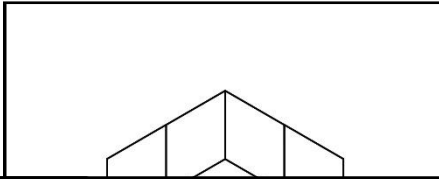
9 different color images

# Spin and Color

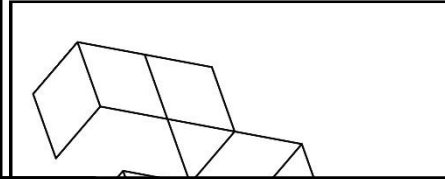
Spin & Color




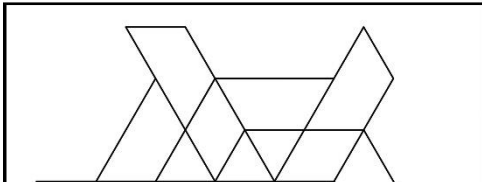
Spin & Color




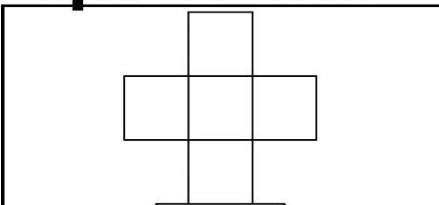
Spin & Color



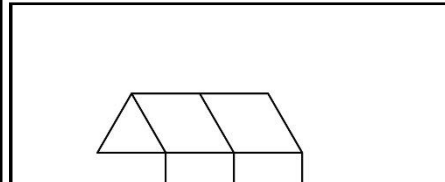
Spin & Color




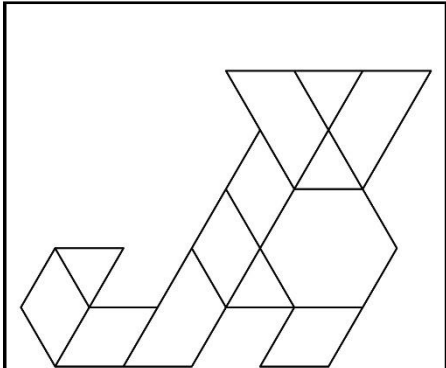
Spin & Color



Spin & Color



Spin & Color





How Many?

	_____
	_____
	_____
	_____

Witch Shoe

Spin & Color





How Many?

	_____
	_____
	_____
	_____

Ghost

Spin & Color



How Many?

	_____
	_____
	_____
	_____

Haunted House

8 different blackline images