

# Spin & Match

## NEW YEARS



8 different designs with 2 choices for each!

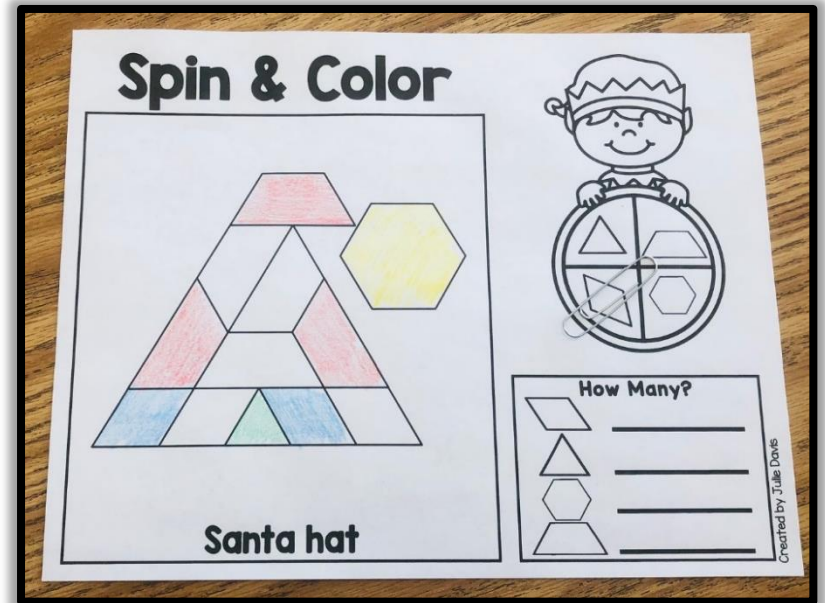
# Instructions

## Spin & Match



Students will use a paper clip and a pencil to place on the Spinner and Spin a shape. The student will then name the shape, find a pattern block the same shape, and place it on the mat. Students will keep Spinning and match until the mat is full. When the mat is complete, the student will count how many of each shape and write it in the box.

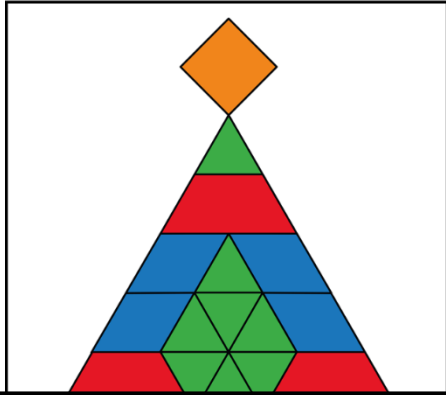
## Spin & Color



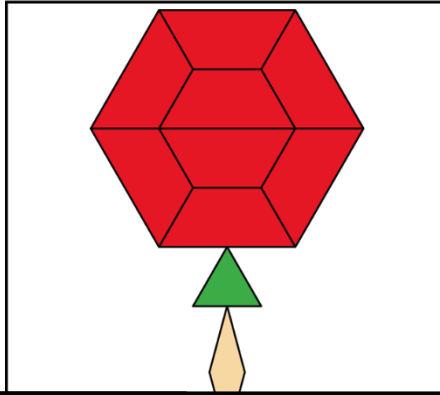
Students will use a paper clip and a pencil to place on the Spinner and Spin a shape. The student will then name the shape, find the matching pattern block, and color it the same color. Students will keep Spinning and coloring until the mat is full. When the mat is complete, the student will count how many of each shape and write it in the box.

# Spin and Match

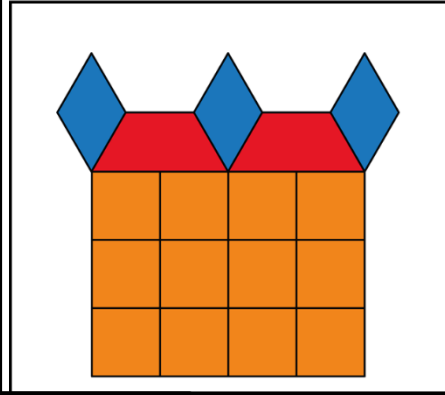
Spin & Match




Spin & Match



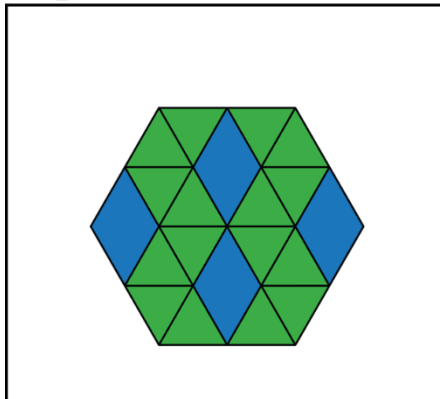
Spin & Match



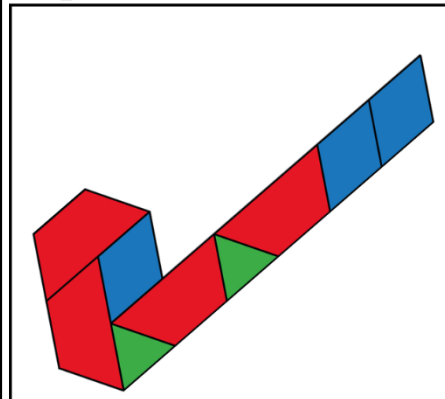
Spin & Match



Spin & Match



Spin & Match



Firewo

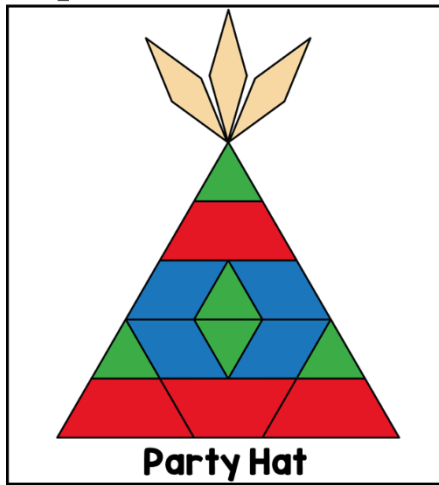
Spin & Match



Party Hat



Spin & Match



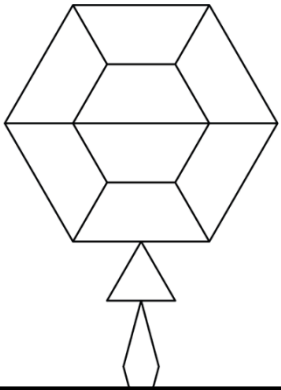
Party Hat



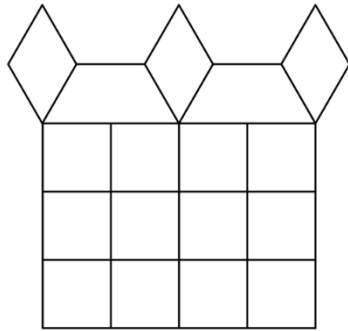
8 different color images

# Spin and Color


Spin & Color



Spin & Color



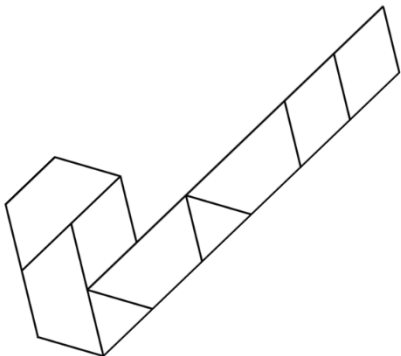
Spin & Color




How Many?

\_\_\_\_\_  
 \_\_\_\_\_


Spin & Color



Spin & Color



Spin & Color




How Many?

\_\_\_\_\_  
 \_\_\_\_\_  
 \_\_\_\_\_

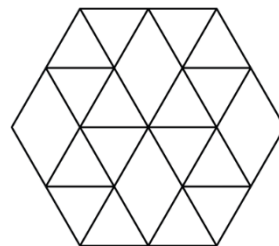
Noise M

Spin & Color



Party Hat

Spin & Color



New Year Eve Ball



How Many?

\_\_\_\_\_  
 \_\_\_\_\_

8 different blackline images