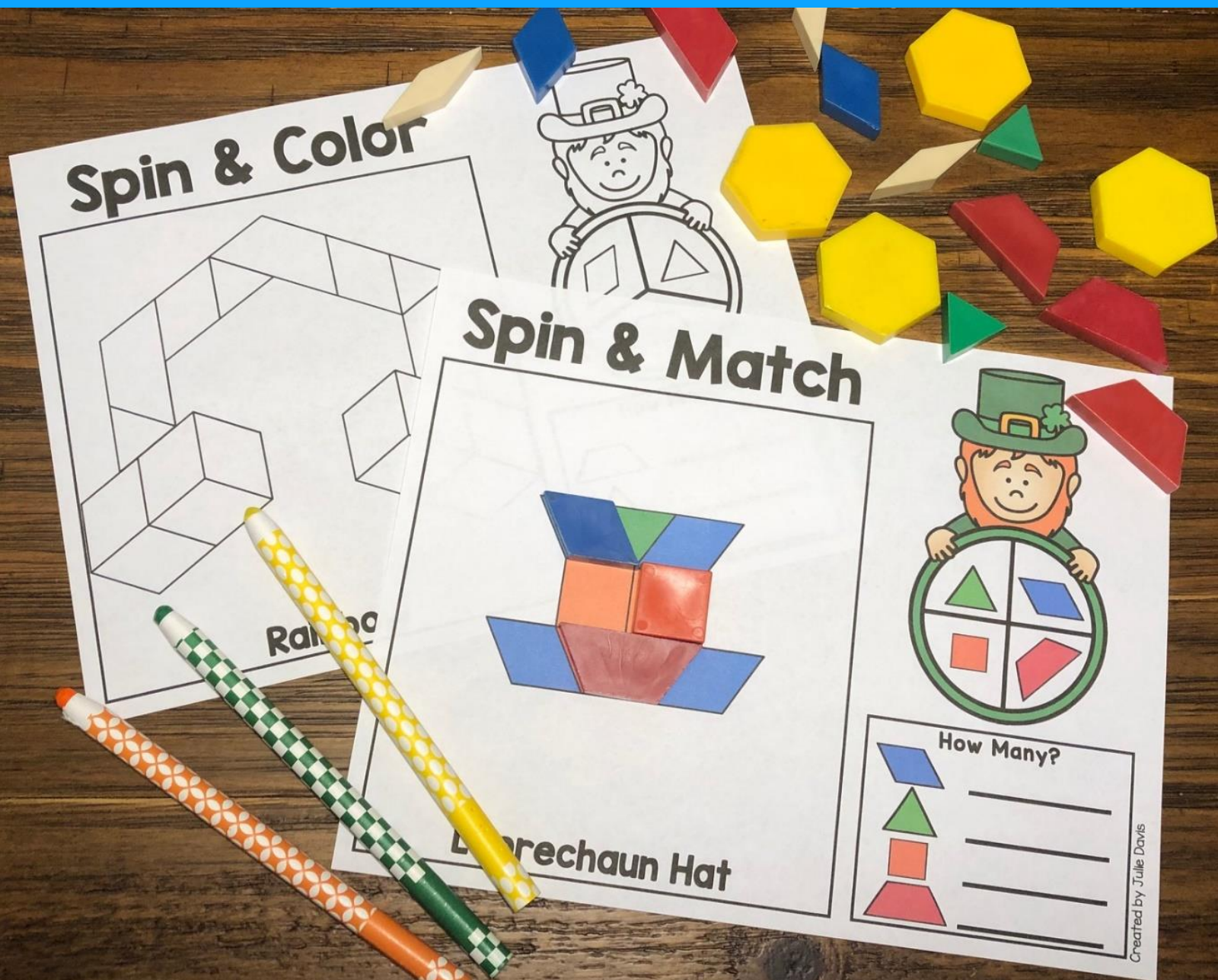


Spin & Match

ST. PATRICK'S DAY



10 different designs with 2 choices for each!



Instructions

Spin & Match



Students will use a paper clip and a pencil to place on the Spinner and Spin a shape. The student will then name the shape, find a pattern block the same shape, and place it on the mat. Students will keep Spinning and match until the mat is full. When the mat is complete, the student will count how many of each shape and write it in the box.

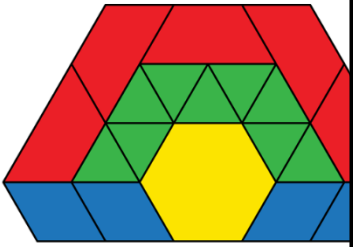
Spin & Color



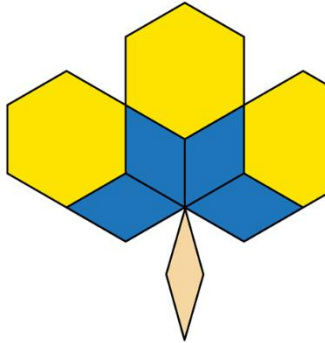
Students will use a paper clip and a pencil to place on the Spinner and Spin a shape. The student will then name the shape, find the matching pattern block, and color it the same color. Students will keep Spinning and coloring until the mat is full. When the mat is complete, the student will count how many of each shape and write it in the box.

Spin and Match


Spin & Match




Spin & Match



Spin & Match



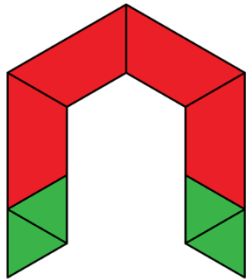
Spin & Match



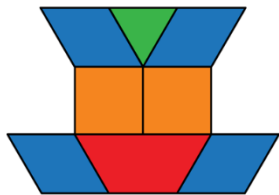
How Many?



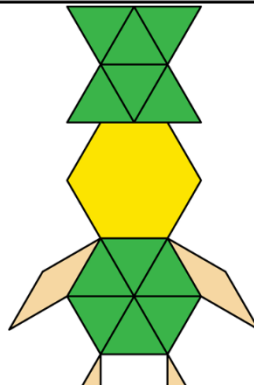
Spin & Match



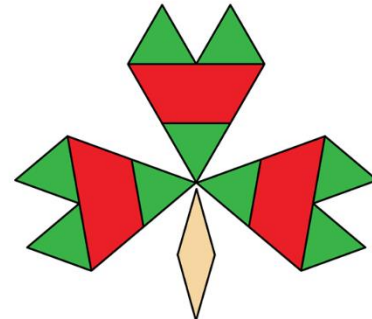
Spin & Match



Spin & Match



Spin & Match

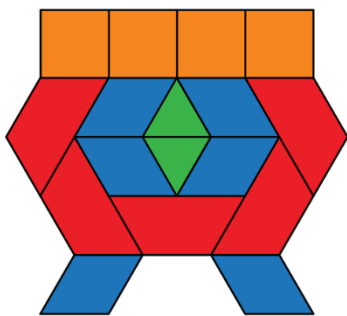


How Many?



How

Spin & Match



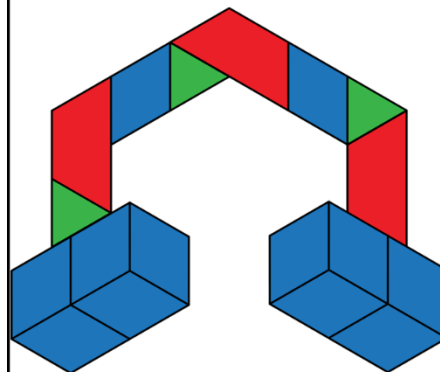
Pot of Gold




How Many?



Spin & Match



Rainbow




How Many?



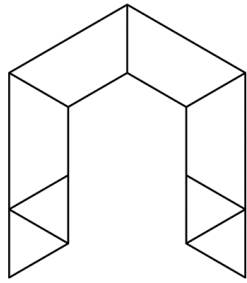
10 different color images

Spin and Color

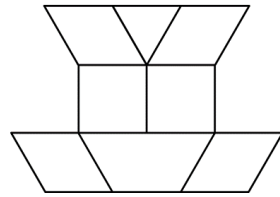
Spin & Color




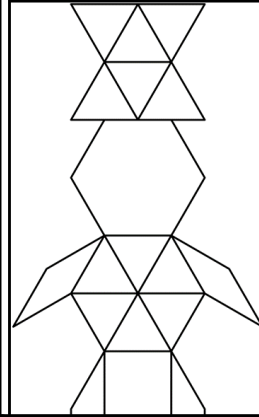
Spin & Color



Spin & Color




Spin & Color



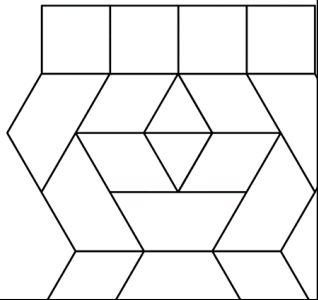
How Many?

 _____
 _____

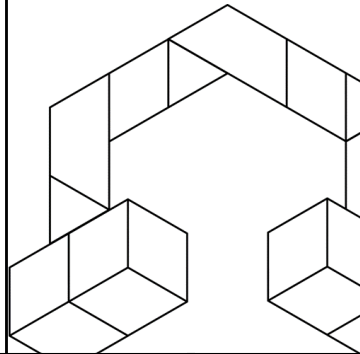
Spin & Color




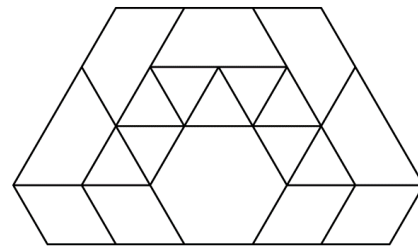
Spin & Color



Spin & Color



Spin & Color

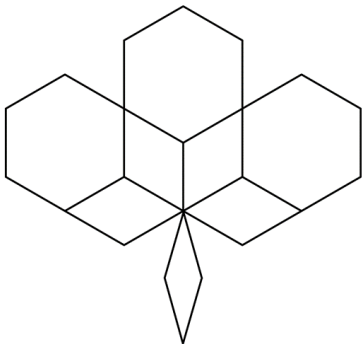


How Many?


 _____
 _____
 _____
 _____

Luck




Spin & Color



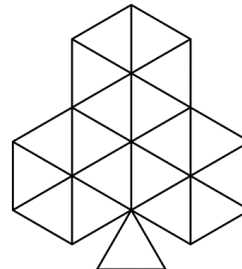
Three Leaf Clover



How Many?

 _____
 _____
 _____

Spin & Color



Clover



How Many?

 _____

10 different blackline images