


Spin & Match

TRANSPORTATION SYMBOLS




10 different designs with 2 choices for each!



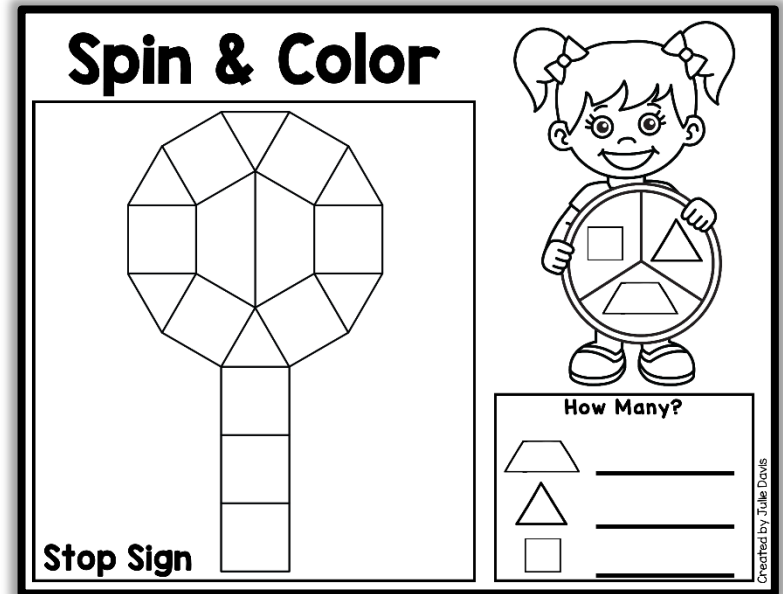
Instructions

Spin & Match



Students will use a paper clip and a pencil to place on the Spinner and Spin a shape. The student will then name the shape, find a pattern block the same shape, and place it on the mat. Students will keep Spinning and match until the mat is full. When the mat is complete, the student will count how many of each shape and write it in the box.

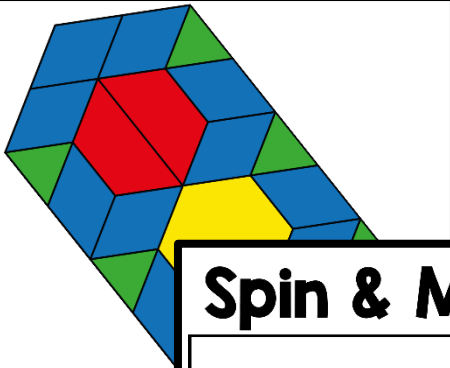
Spin & Color



Students will use a paper clip and a pencil to place on the Spinner and Spin a shape. The student will then name the shape, find the matching pattern block, and color it the same color. Students will keep Spinning and coloring until the mat is full. When the mat is complete, the student will count how many of each shape and write it in the box.

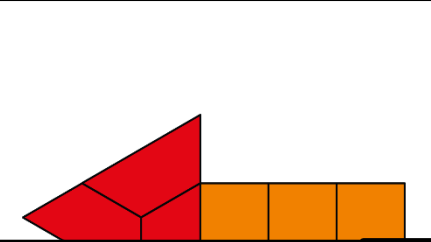
Spin and Match

Spin & Match

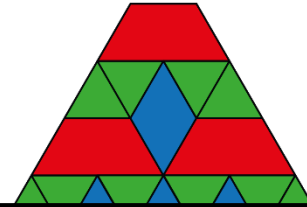


Traffic Light

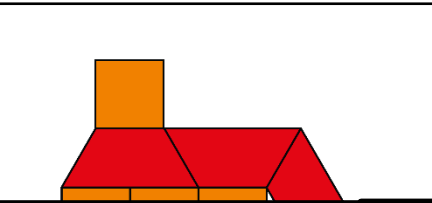
Spin & Match



Spin & Match



Spin & Match



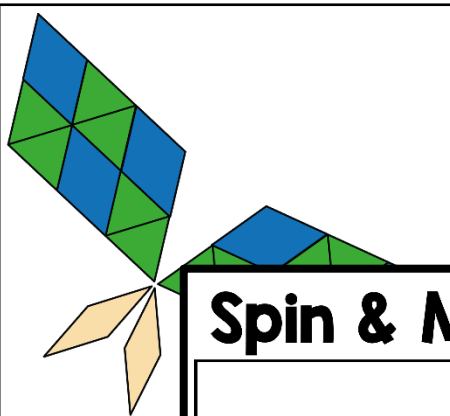
Spin & Match



How Many?

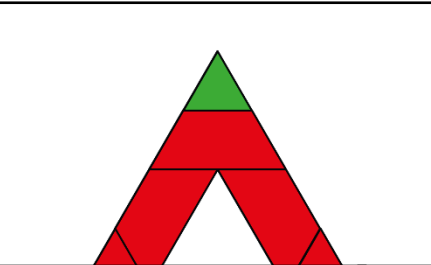
Created by Julie Davis

Spin & Match

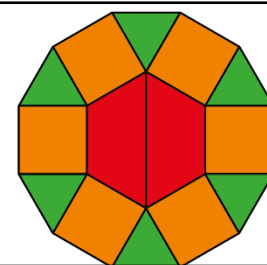


Kite

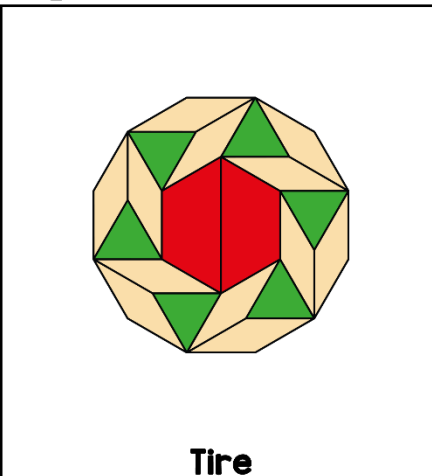
Spin & Match



Spin & Match

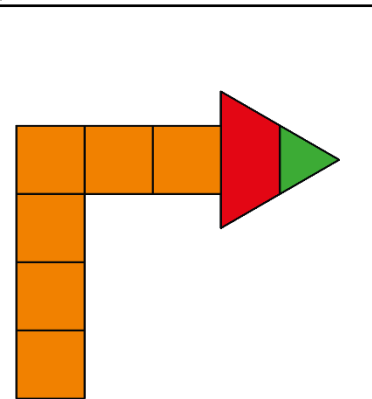


Spin & Match



Tire

Spin & Match

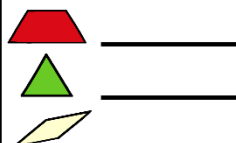


Arrow

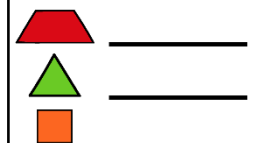
How Many?

Created by Julie Davis

How Many?



How Many?



10 different color images

Spin and Color

Spin & Color

Spin & Color

Spin & Color

Spin & Color

Spin & Color

Spin & Color

Spin & Color

Spin & Color





Spin & Color

Spin & Color





How Many?

How Many?

How Many?

	_____
	_____
	_____
	_____

How Many?

	_____
	_____
	_____
	_____

Gas Can

Traffic Light

10 different blackline images