


Spin & Match

WATER TRANSPORTATION



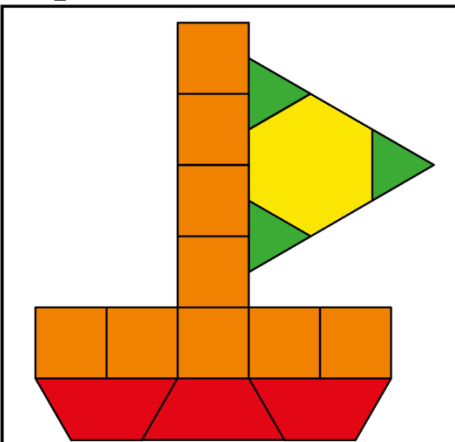
8 different designs with 2 choices for each!




Instructions

Spin & Match





Spin & Match



Sailboat



How Many?

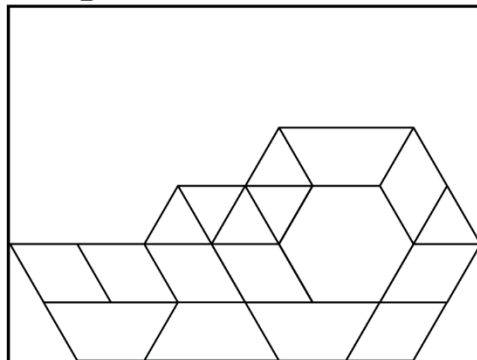
	_____
	_____
	_____
	_____

Created by Julie Davis


Students will use a paper clip and a pencil to place on the Spinner and Spin a shape. The student will then name the shape, find a pattern block the same shape, and place it on the mat. Students will keep Spinning and match until the mat is full. When the mat is complete, the student will count how many of each shape and write it in the box.

Spin & Color





Spin & Color



Airboat



How Many?

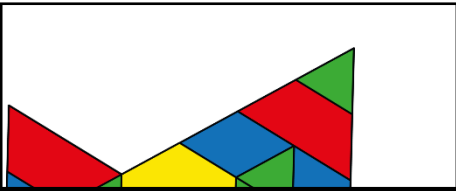
	_____
	_____
	_____
	_____

Created by Julie Davis

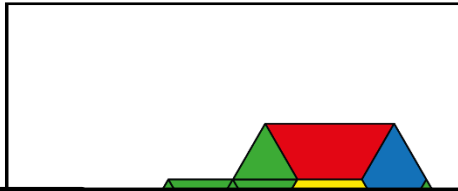
Students will use a paper clip and a pencil to place on the Spinner and Spin a shape. The student will then name the shape, find the matching pattern block, and color it the same color. Students will keep Spinning and coloring until the mat is full. When the mat is complete, the student will count how many of each shape and write it in the box.

Spin and Match

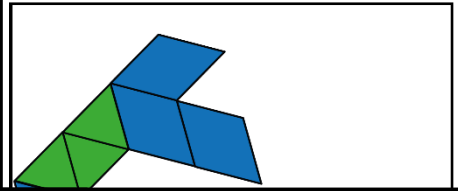
Spin & Match




Spin & Match



Spin & Match



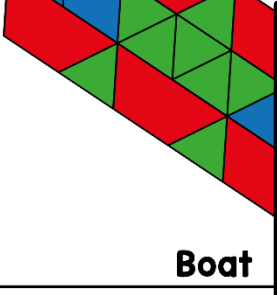

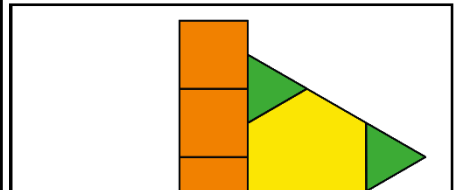
Spin & Match



Spin & Match

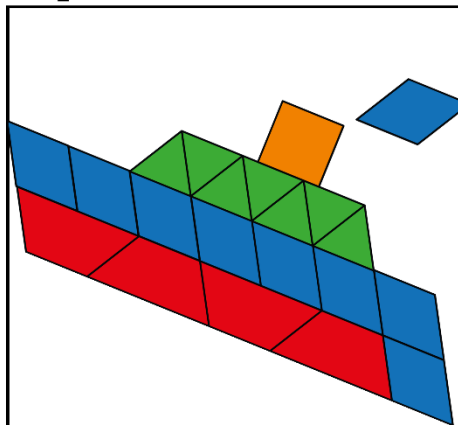


Spin & Match




Boat

Spin & Match

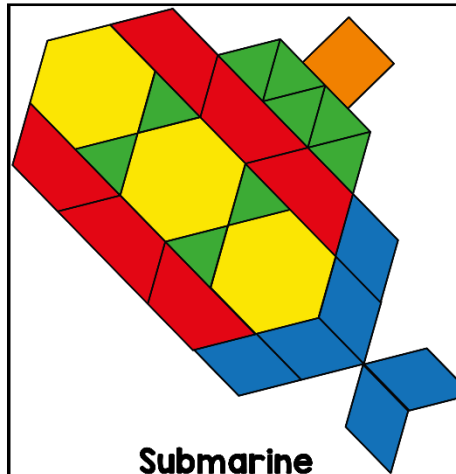


Steamboat




How Many?

Spin & Match



Submarine



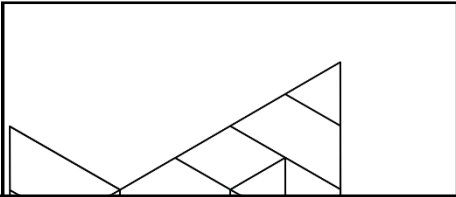
How Many?

How Many?

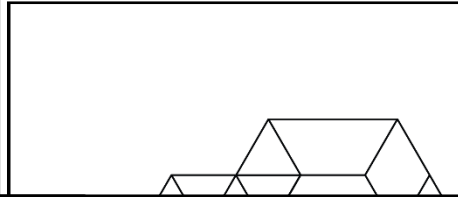
8 different color images

Spin and Color

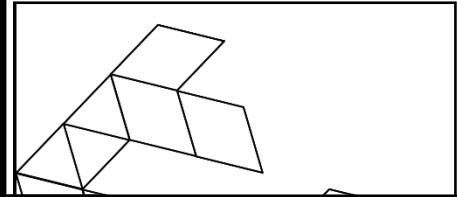
Spin & Color



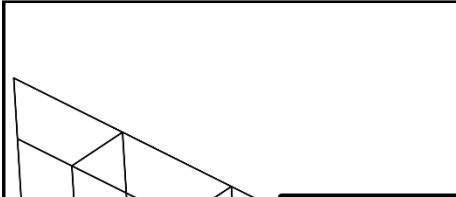
Spin & Color



Spin & Color



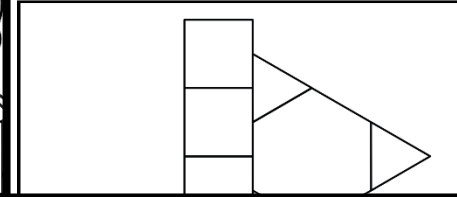
Spin & Color




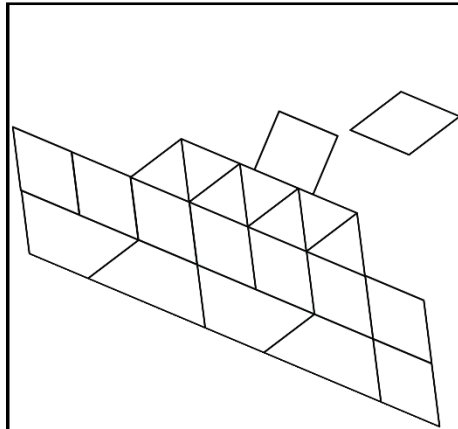
Spin & Color



Spin & Color




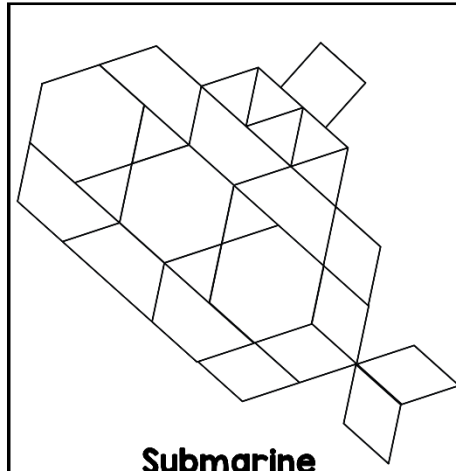
Spin & Color



How Many?

Steamboat

Spin & Color



How Many?

Submarine

How Many?

8 different blackline images