


# Pom Pom Centers

# FALL



4 sets of 10 different designs each!



# Instructions


## Letter Identification



Students will read the code on the side of the mat. Using the color code, determine the letter represented by each color and place the matching snap cubes on the correct letter on the mat.

# Instructions


## Sound Identification



Students will read the code on the side of the mat. Using the color code, determine the letter sound represented by each color and place the matching snap cubes on the correct picture to show the beginning sound on the mat.

# Instructions

## Number Identification



Students will read the code on the side of the mat. Using the color code, determine the number represented by each color and place the matching snap cubes on the correct number on the mat.

# Instructions

## Subitizing Identification



Students will read the code on the side of the mat. Using the color code, determine the number represented by each color and place the matching snap cubes on the correct dot pattern on the mat.