


# Roll, Place, Tally

## ST. PATRICK'S DAY

**Roll & Place**

**Roll, Place, Tally**  
**Irish Flag**

As you place each pom pom on the mat, write a tally mark below. When all of the pom poms have been placed, count the total for each color.

Color	Tally Mark	Number
		
		
		
		

Irish Flag

1 2 3 4

1 2 3 4

1 2 3 4

1 2 3 4

10 different designs




# Instructions



Students will use a dice to roll a colored pom pom. The student will then find a matching pom pom and place it on the mat. The student will then place a tally mark on the recording sheet next to the matching color.


Students will keep rolling, matching, and tallying until the mat is full. Once the mat is full, students will count each tally and record the total in the number column on the recording sheet.






# 10 mats included

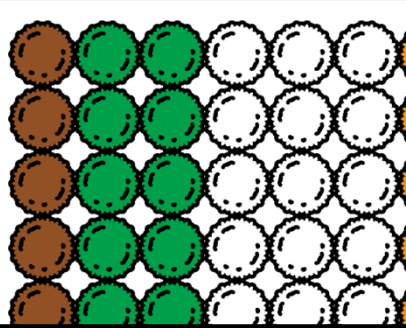
Roll & Place




Roll & Place



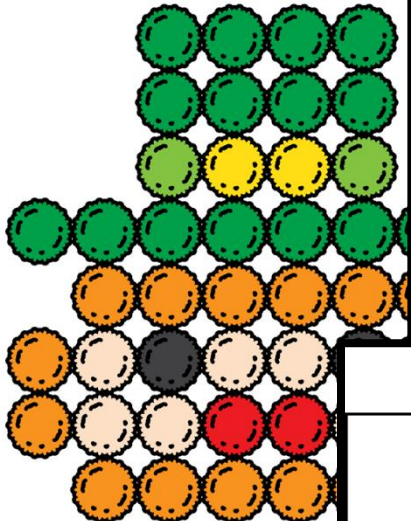
Roll & Place



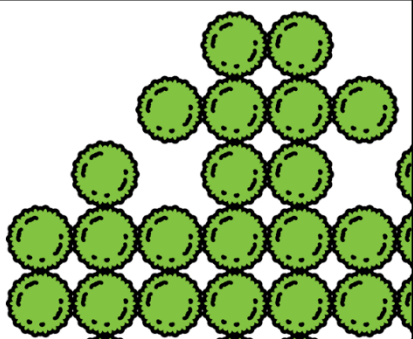
Roll & Place



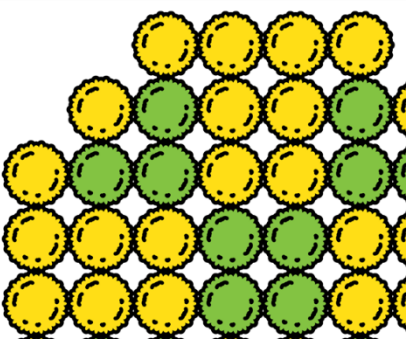
Roll & Place




Roll & Place




Roll & Place



Roll & Place




Roll & Place

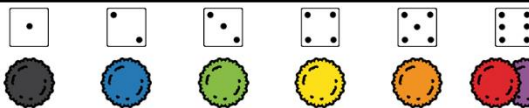

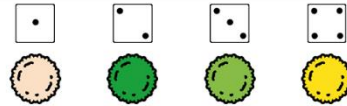


Pot of Gold

Roll & Place



Pot of Gold Rainbow



Lucky Horse Shoe

Created by Julie Davis

# Each mat includes a corresponding tall sheet

## Roll & Place





Irish Flag

Created by Julie Davis

## Roll, Place, Tally

### Irish Flag

As you place each pom pom on the mat, write a tally mark below. When all of the pom poms have been placed, count the total for each color.

Color	Tally Mark	Number
		
		
		
		

Created by Julie Davis