


Snap Cube Centers

FALL



4 sets of 10 different designs each!



Instructions

Letter Identification



Students will read the code on the side of the mat. Using the color code, determine the letter represented by each color and place the matching snap cubes on the correct letter on the mat.

Instructions


Sound Identification



Students will read the code on the side of the mat. Using the color code, determine the letter sound represented by each color and place the matching snap cubes on the correct picture to show the beginning sound on the mat.

Instructions


Number Identification



Students will read the code on the side of the mat. Using the color code, determine the number represented by each color and place the matching snap cubes on the correct number on the mat.

Instructions

Subitizing Identification



Students will read the code on the side of the mat. Using the color code, determine the number represented by each color and place the matching snap cubes on the correct dot pattern on the mat.