

Snap Cube Centers SUMMER

Sand Bucket

					1	1	1
8	8	8	8	8		1	
8				8		1	
6	6	6	6	6		1	
	6	6	6			2	
	6	6	6		2	2	2
	6	6	6		2	2	2
5	5	5	5	5	5	5	5

- 5
- 1
- 2
- 8
- 6

Created by Julie Davis

Beach Ball

		1	1	1	1		
	f	p	l	l	p	f	
f	p	p	g	g	p	p	f
f	p	p	g	g	p	p	f
f	p	p	g	g	p	p	f
f	p	p	g	g	p	p	f
	f	p	l	l	p	f	
		1	1	1	1		

- L
- p
- G
- F

Created by Julie Davis

Watermelon

•••	••••	•••••	••••••			••••••
••••	•••••	••••••	•••••••	•••••	••••••	•••••••
••••	•••••	••••••	•••••••	••••••	•••••••	••••••••
••••	•••••	••••••	•••••••	••••••	•••••••	••••••••
	•••••	••••••	•••••••	••••••	••••••	••••••
•••••	••••••	•••••••	•••••••	••••••	••••••	••••••

- 3
- 4
- 9

Created by Julie Davis

Ice Cream

		5			
		4			

- W
- K
- F
- Y


Created by Julie Davis

4 sets of 10 different designs each!



Instructions

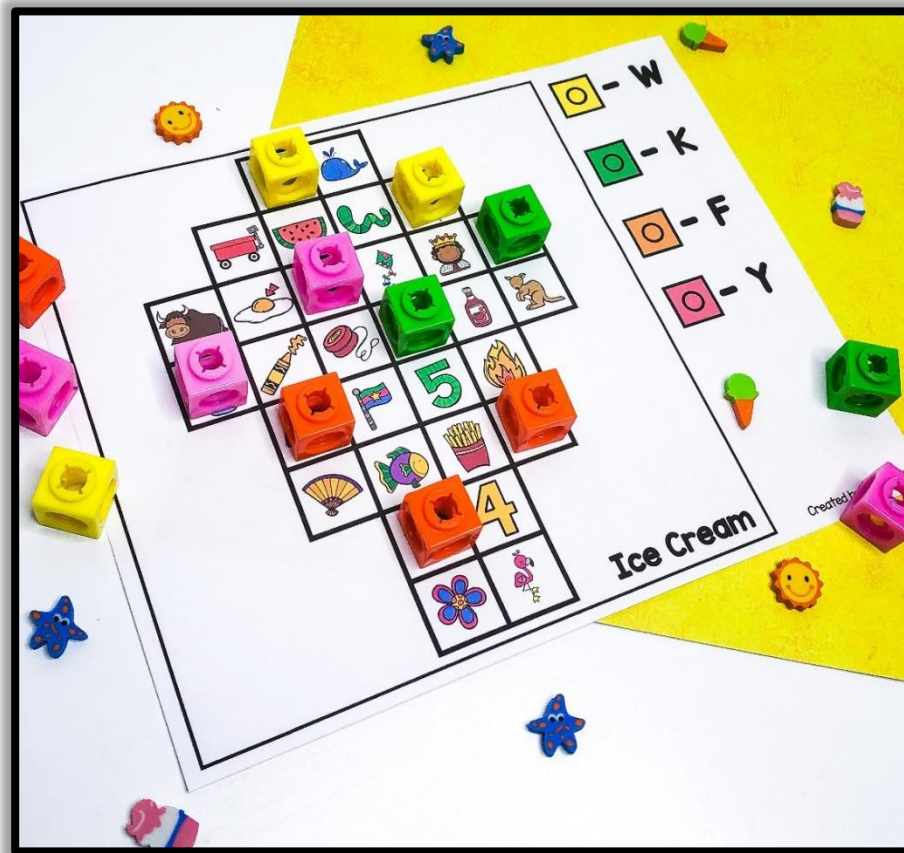
Letter Identification



Students will read the code on the side of the mat. Using the color code, determine the letter represented by each color and place the matching snap cubes on the correct letter on the mat.

Instructions

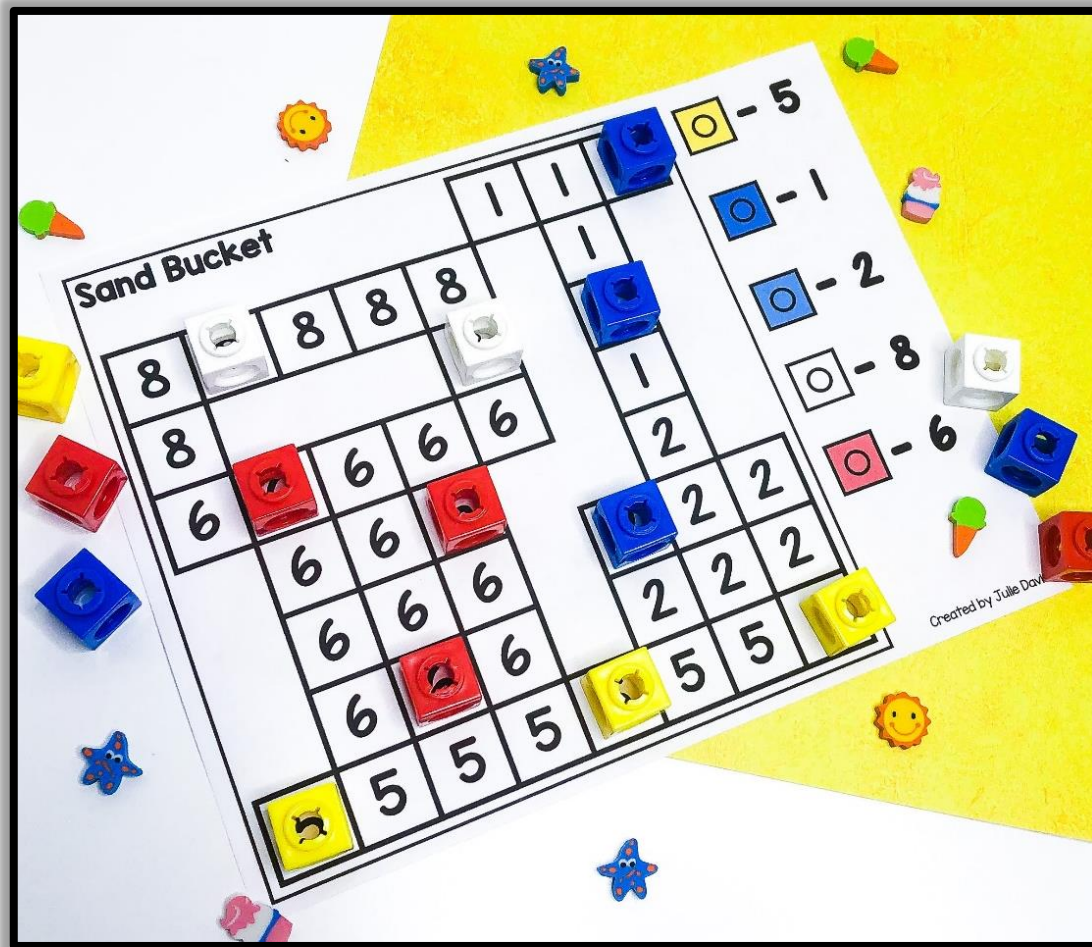
Sound Identification



Students will read the code on the side of the mat. Using the color code, determine the letter sound represented by each color and place the matching snap cubes on the correct picture to show the beginning sound on the mat.

Instructions


Number Identification



Students will read the code on the side of the mat. Using the color code, determine the number represented by each color and place the matching snap cubes on the correct number on the mat.

Instructions

Subitizing Identification



Students will read the code on the side of the mat. Using the color code, determine the number represented by each color and place the matching snap cubes on the correct dot pattern on the mat.