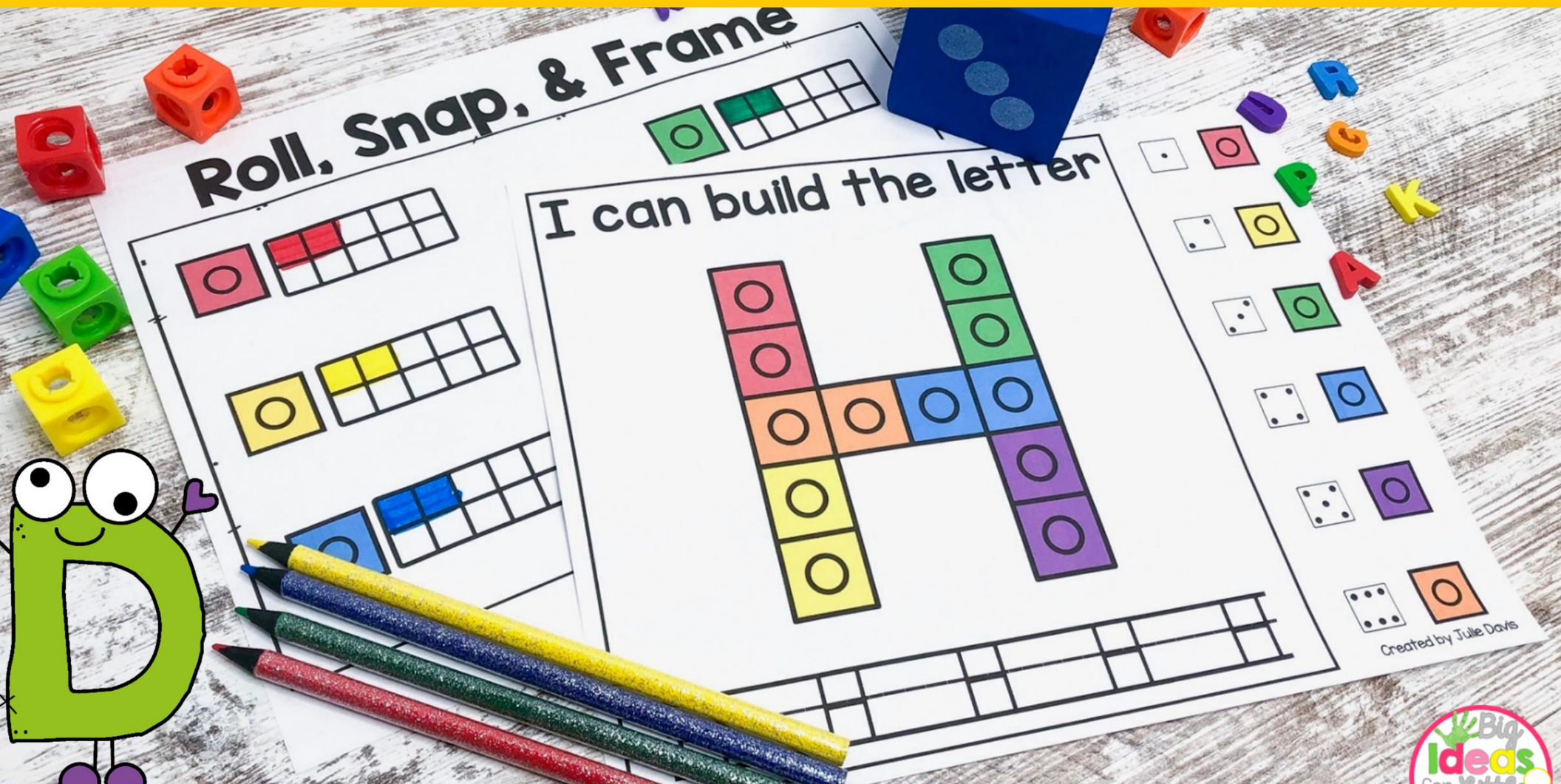


Roll, Snap, & Frame UPPERCASE LETTERS




10 different designs!



Instructions

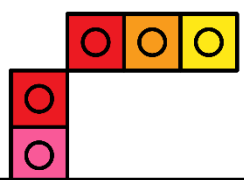
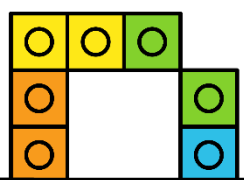
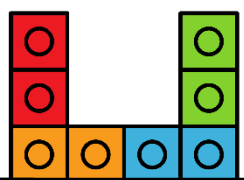
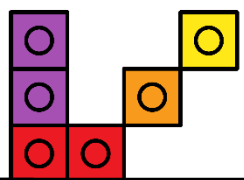
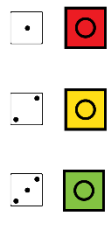
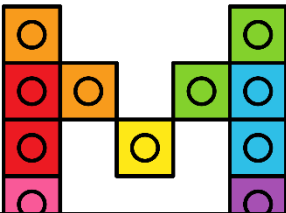
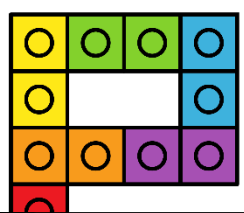
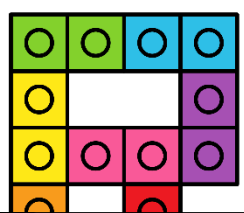
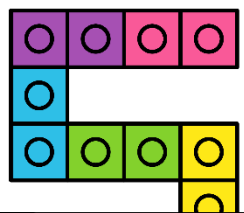
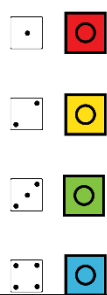
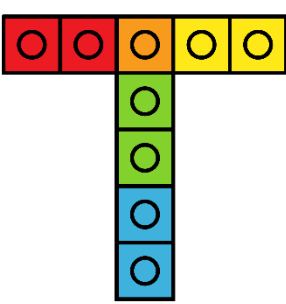
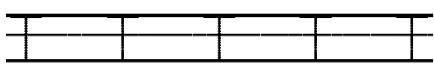
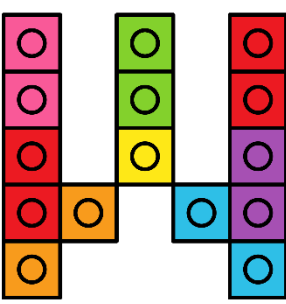
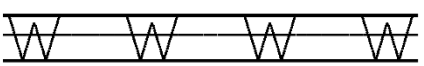
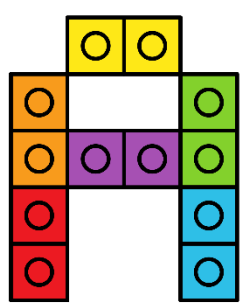
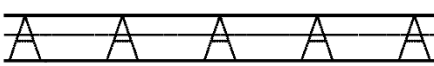
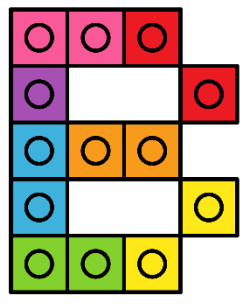
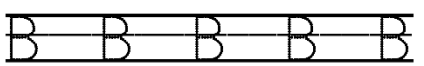
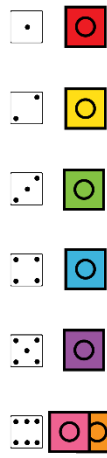
Roll, Snap, & Frame



Students will use a dice to roll a colored snap cube. The student will then find a matching snap cube and place it on the mat. The student will then color in one square on the ten frame recording sheet beside the matching color. Students will keep rolling, matching, and coloring until the mat is full.

26 different mats

one for each uppercase letter

<p>I can build the letter</p>  <p>A mat for building the uppercase letter H. It features a grid with colored blocks forming the letter. The top bar consists of a red block, an orange block, and a yellow block. The left stem has a red block on top and a pink block below. The right stem has a green block on top and a blue block below.</p>	<p>I can build the letter</p>  <p>A mat for building the uppercase letter I. It features a grid with colored blocks forming the letter. The top bar consists of a yellow block, another yellow block, and a green block. The left stem has an orange block on top and another orange block below. The right stem has a green block on top and a blue block below.</p>	<p>I can build the letter</p>  <p>A mat for building the uppercase letter J. It features a grid with colored blocks forming the letter. The top bar consists of a red block, an orange block, and a blue block. The left stem has a red block on top and another red block below. The right stem has a green block on top and another green block below.</p>	<p>I can build the letter</p>  <p>A mat for building the uppercase letter K. It features a grid with colored blocks forming the letter. The top bar consists of a purple block, an orange block, and a yellow block. The left stem has a purple block on top and another purple block below. The right stem has a red block on top and another red block below.</p>  <p>A vertical legend on the right side of the mat showing six colored squares with different dot patterns: a red square with one dot, a yellow square with two dots, a green square with three dots, a blue square with four dots, a purple square with five dots, and an orange square with six dots.</p>
<p>I can build the letter</p>  <p>A mat for building the uppercase letter L. It features a grid with colored blocks forming the letter. The top bar consists of an orange block, a red block, and a yellow block. The left stem has a red block on top and another red block below. The right stem has a green block on top and a blue block below.</p>	<p>I can build the letter</p>  <p>A mat for building the uppercase letter M. It features a grid with colored blocks forming the letter. The top bar consists of a yellow block, a green block, and a blue block. The left stem has a yellow block on top and an orange block below. The right stem has a blue block on top and a purple block below.</p>	<p>I can build the letter</p>  <p>A mat for building the uppercase letter N. It features a grid with colored blocks forming the letter. The top bar consists of a green block, a blue block, and a purple block. The left stem has a yellow block on top and a pink block below. The right stem has a purple block on top and a red block below.</p>	<p>I can build the letter</p>  <p>A mat for building the uppercase letter O. It features a grid with colored blocks forming the letter. The top bar consists of a purple block, a pink block, and a yellow block. The left stem has a blue block on top and a green block below. The right stem has a green block on top and a yellow block below.</p>  <p>A vertical legend on the right side of the mat showing six colored squares with different dot patterns: a red square with one dot, a yellow square with two dots, a green square with three dots, a blue square with four dots, a purple square with five dots, and an orange square with six dots.</p>
<p>I can build the letter</p>  <p>A mat for building the uppercase letter P. It features a grid with colored blocks forming the letter. The top bar consists of a red block, an orange block, and a yellow block. The left stem has a green block on top, a blue block in the middle, and another blue block at the bottom.</p>  <p>Four horizontal tracing lines for the letter P, each containing a dotted outline of the letter.</p>	<p>I can build the letter</p>  <p>A mat for building the uppercase letter Q. It features a grid with colored blocks forming the letter. The top bar consists of a pink block, a green block, and a red block. The left stem has a pink block on top and another pink block below. The right stem has a red block on top and another red block below.</p>  <p>Four horizontal tracing lines for the letter Q, each containing a dotted outline of the letter.</p>	<p>I can build the letter</p>  <p>A mat for building the uppercase letter R. It features a grid with colored blocks forming the letter. The top bar consists of a yellow block and a green block. The left stem has an orange block on top and another orange block below. The right stem has a green block on top and a blue block below.</p>  <p>Four horizontal tracing lines for the letter R, each containing a dotted outline of the letter.</p>	<p>I can build the letter</p>  <p>A mat for building the uppercase letter S. It features a grid with colored blocks forming the letter. The top bar consists of a pink block, a red block, and a yellow block. The left stem has a purple block on top and a blue block below. The right stem has a red block on top and a yellow block below.</p>  <p>Four horizontal tracing lines for the letter S, each containing a dotted outline of the letter.</p>  <p>A vertical legend on the right side of the mat showing six colored squares with different dot patterns: a red square with one dot, a yellow square with two dots, a green square with three dots, a blue square with four dots, a purple square with five dots, and an orange square with six dots.</p>

Each mat has a ten frame page to correspond

I can build the letter

Created by Julie Davis

Roll, Snap, & Frame

H

Created by Julie Davis