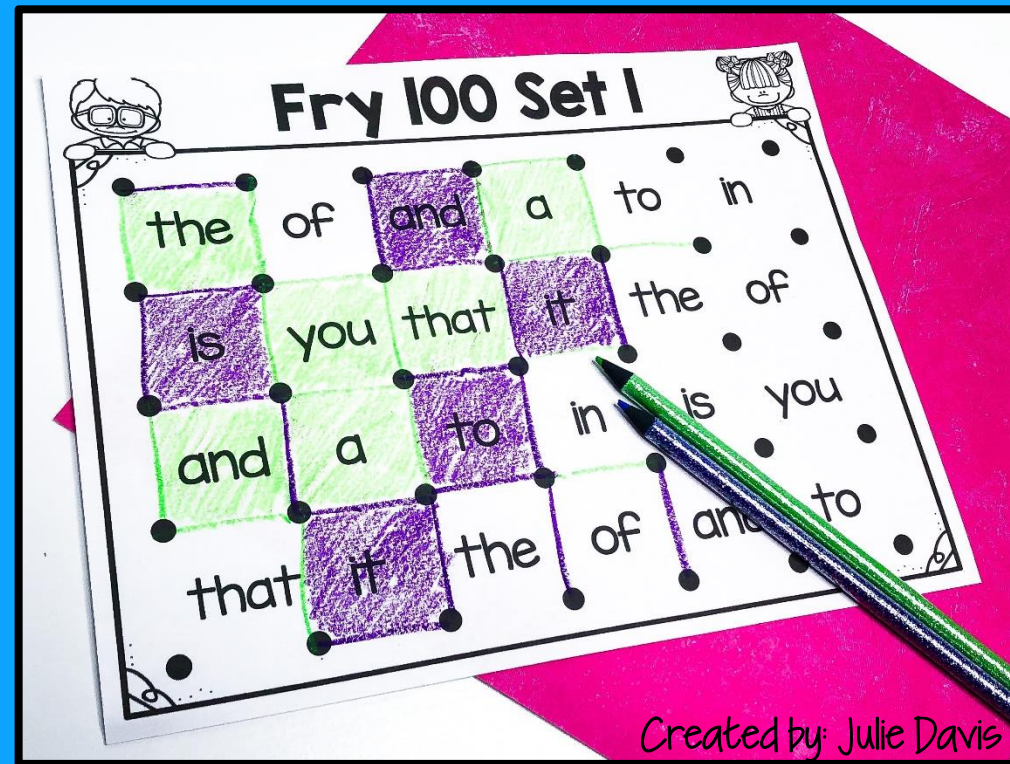



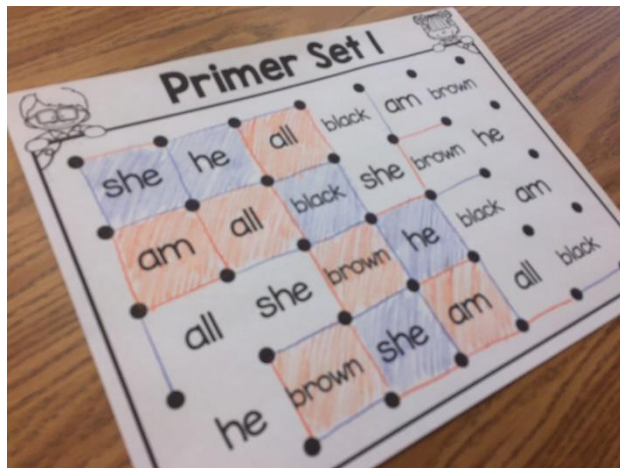
Let's make a square

Fry First 100 Sight Words



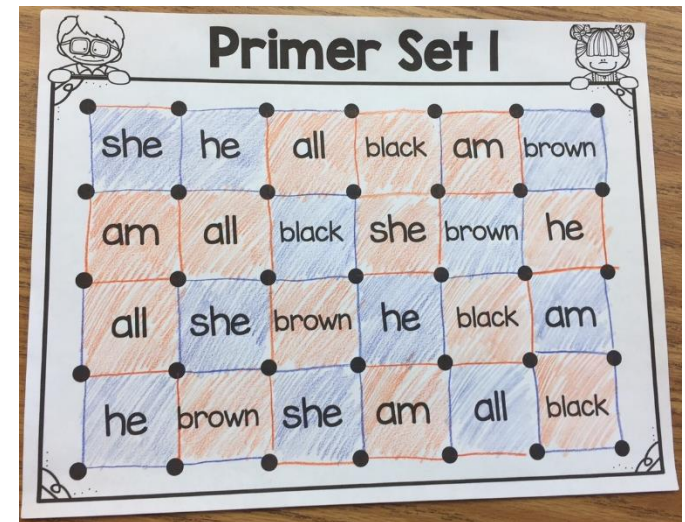
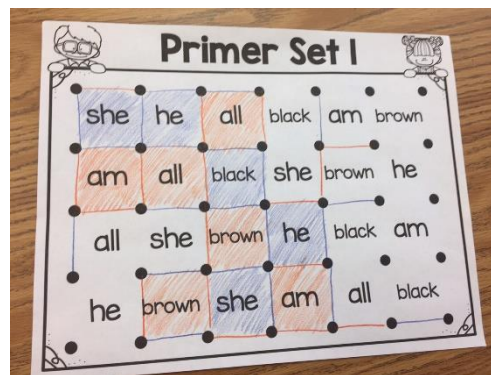
How to Use It

These are great partner games for early finishers or even for literacy centers. Students will take turns drawing one line at a time to connect two dots side by side, either vertical or horizontal. When one student completes a square around a word, they are able to claim that square only if they can correctly read the sight word. If they can read the sight word, they color the square. If they can't read the sight word, their partner can "steal" the square by correctly reading and coloring the square. Continue to draw lines and claim and color squares until all squares are claimed. Player with the most squares colored wins!



Take turns drawing lines to make squares.

When you make a square, read the sight word and color the square.



When all squares are colored, count your squares to see who has the most!

Fry First 100 Word List

All Fry First 100 words are included in this packet and are divided into 10 sets. These word lists follow my Fry Interactive Notebook sets. There are 10 different word lists with 10 words for each list. The word lists are below.

Set 1

the in
of is
and you
a that
to it

Set 2

he as
was with
for they
on I
are his

Set 3

at words
be one
this had
have by
from or

Set 4

but we
not when
were can
what said
all were

Set 5

there she
use do
an their
each how
which if

Set 6

will many
up then
other them
about so
out these

Set 7

some him
her into
would time
make has
like look

Set 8

two number
more way
write no
go people
see could


Set 9

my called
than who
first oil
water sit
been now

Set 10

find get
long come
down may
day made
did part

Fry 100 Set 1



the of and a to in

is you that the of

to in is you

that it the of and to

PREVIEW