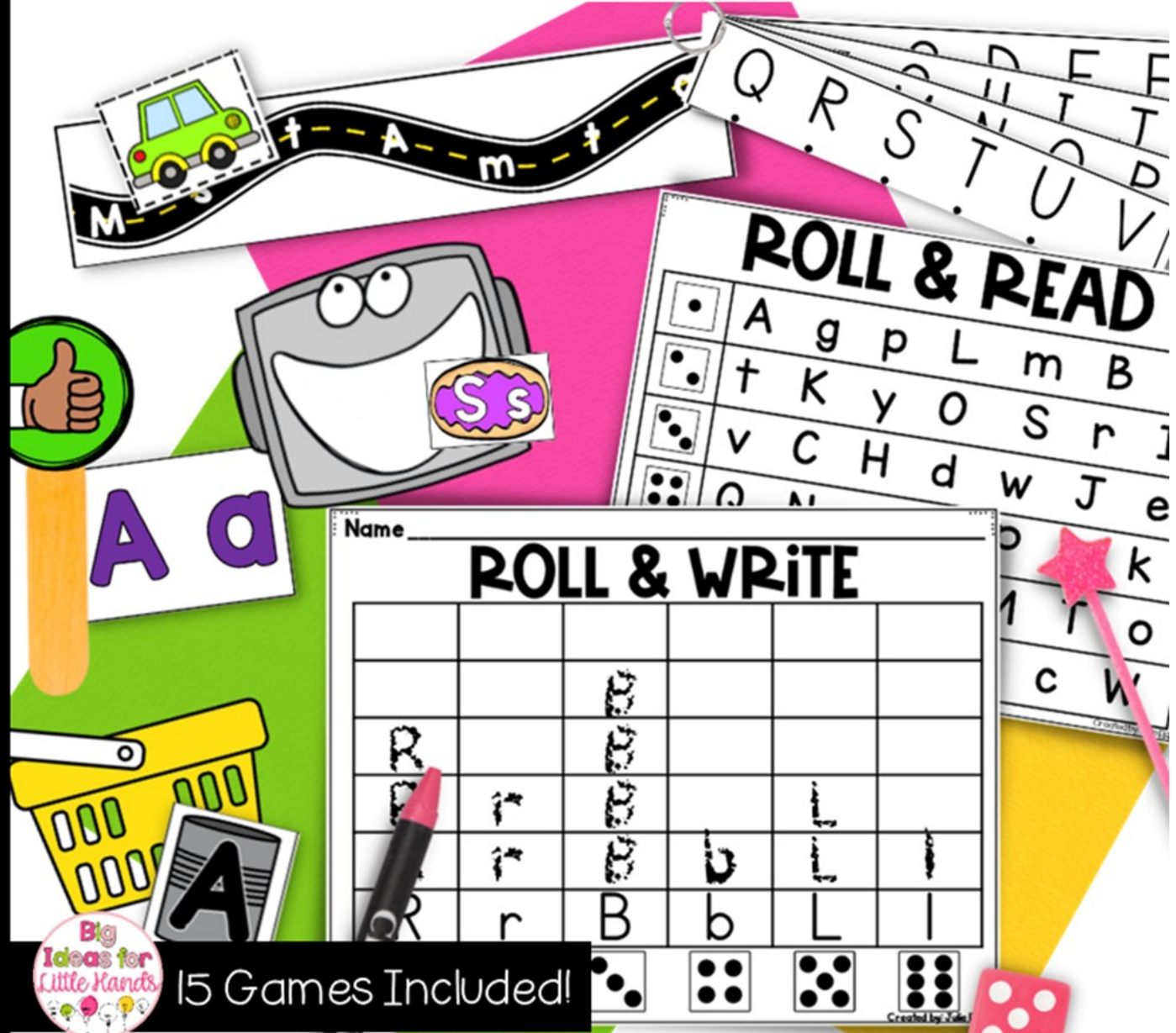


# Letter


# Identification



15 Games Included!

**Small Group  
Reading Games  
to last all year  
long!**

Scroll to take  
a peek inside





# Teacher Led Games

Each activity has a teacher direction page and a variety of options to allow for game play throughout the school year!

## Match It Up

Materials:  
 • Game Mat  
 • Colored Snap Cubes

Directions:  
 1. Give each student a Game Mat and snap cubes.  
 2. Students will read the letters on the right side of the game mat.  
 3. Use the color snap cubes to cover the matching letters on the game mat according

## Match & Cover

Materials:  
 • Match and Cover Board  
 • Match and Cover Cards of your choice (4 options: uppercase to uppercase, lowercase to lowercase, uppercase to lowercase, or lowercase to uppercase)

Directions:  
 Students will get a board and set of cards to go with the

## Trash It!

Materials:  
 • Letter Strips  
 • Trash Can cut outs

Directions:  
 Student will pick a letter strip. Student will find the letter on the strip that does not match (does not belong) and trash it by placing the trash can on the letter.

## SWAT!

Materials:  
 • Fly Letter Cards  
 • Fly Swatter

Directions:  
 1. Teacher will scatter the letters being practiced on the table.  
 2. The teacher will call out a letter. The first student to find the letter and "swat" the letter with the fly swatter can keep the fly card.  
 3. The teacher will keep calling letters and repeating until the cards are gone.

## Alphabet Game Directions

Materials:  
 • Game board  
 • Letter Cards  
 • Counter for each person to mark spot.

Directions:  
 1. Shuffle the cards and place facedown.  
 2. Decide who will go first  
 3. Pick a card and name the letter. If the letter is named correctly, move to the next spot that matches the color on the card. If not named correctly, stay on the previous spot.  
 4. Next person will go.  
 5. Continue playing until one person reaches the end.

## Up/Thumbs Down

Directions:  
 Student will pick a letter pair. Student will hold up the letter pair if the letters match and thumbs down side if they do not match.



# What's Included:



BINGO



Thumbs Up/Thumbs Down



Match and Cover



Trash It!



Road Races



Feed Me!



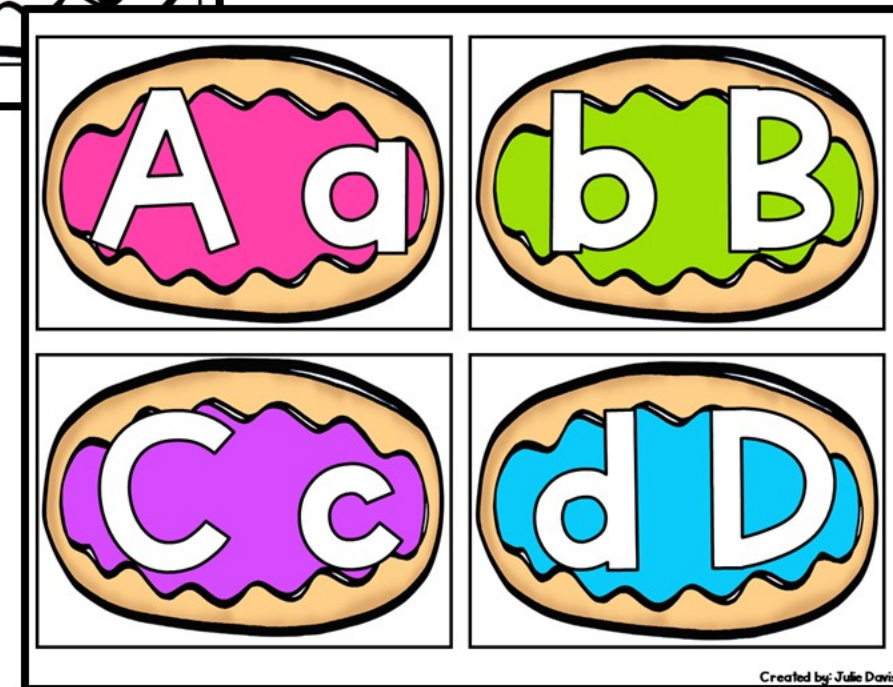

And More!!!





# What's Included:

Each game has a color version and a black and white version to save you ink. Fun tip: Print the black and white version on colored paper!



# Differentiation

Each game has many versions to use. Pick what best fits your kids' needs. There is a capital letter version, lowercase letter version, and a mixed version.

ROLL & READ						
•	A	G	P	L	M	B F
••	T	K	Y	O	S	R I
•••	V	C	H	D	W	J E
••••	Q	N	U	X	P	Z K
•••••	S	B	E	G	M	T O
••••••	F	A	R	D	I	C W

Capital

ROLL & READ						
•	a	g	p	l	m	b f
••	t	k	y	o	s	r i
•••	v	c	h	d	w	j e
••••	q	n	u	x	p	z k
•••••	s	b	e	g	m	t o
••••••	f	a	r	d	i	c w

Lowercase

ROLL & READ						
•	A	g	p	L	m	B F
••	t	K	y	O	S	r I
•••	v	C	H	d	w	J e
••••	Q	N	u	x	P	z k
•••••	s	b	E	G	M	T o
••••••	f	a	R	D	i	c W

Mixed



# Ways to Use



Small Group Games



Small Group Warm-Ups



Center Activities



Perfect to use with  
Substitutes




Great for Classroom  
Volunteers

# Buy the Bundle and Save!

**CLICK HERE TO CHECK IT OUT!**

## Bundle



<b>Phonemic Awareness Small Group Games</b>	<b>Letter Identification</b> 	<b>Rhyming</b> <b>Coming Soon!</b>	<b>Initial Sound</b> <b>Coming Soon!</b>
	<b>Blending</b> <b>Coming Soon!</b>	<b>Segmenting</b> <b>Coming Soon!</b>	<b>Final Sounds</b> <b>Coming Soon!</b>
	<b>Substituting Phonemes</b> <b>Coming Soon!</b>	<b>Adding Phonemes</b> <b>Coming Soon!</b>	<b>Deleting Phonemes</b> <b>Coming Soon!</b>

Do you and your students like these games and looking for more? Save money and buy the bundle!

**Phonemic Awareness  
Small Group Games**

