


Flippy Flaps

Ants



**Hands-on,
interactive
research project
for Kindergarten
and 1st Grade**



Scroll to take
a peek inside



Teacher Tips

1 Prepare Materials

- scissors
- glue
- markers, crayons, or colored pencils
- copies of lapbook pages
- file folder, construction paper, or notebook (fold one side to the middle, then fold the other side to the middle)



2 Create Lapbook

- Break the activities up into different days or sessions. I like to do one activity (flap) a day.
- Students will cut & glue each flap to the folder and complete the activity.
- Complete various activities throughout the week to place into folder.
- Decorate the front.
- Bring home to share with families.

What's Included:



Ants can/have/are



Label an Ant



All About Ants Flip Book



Ant Facts




Ant Vocabulary



Life Cycle of an Ant


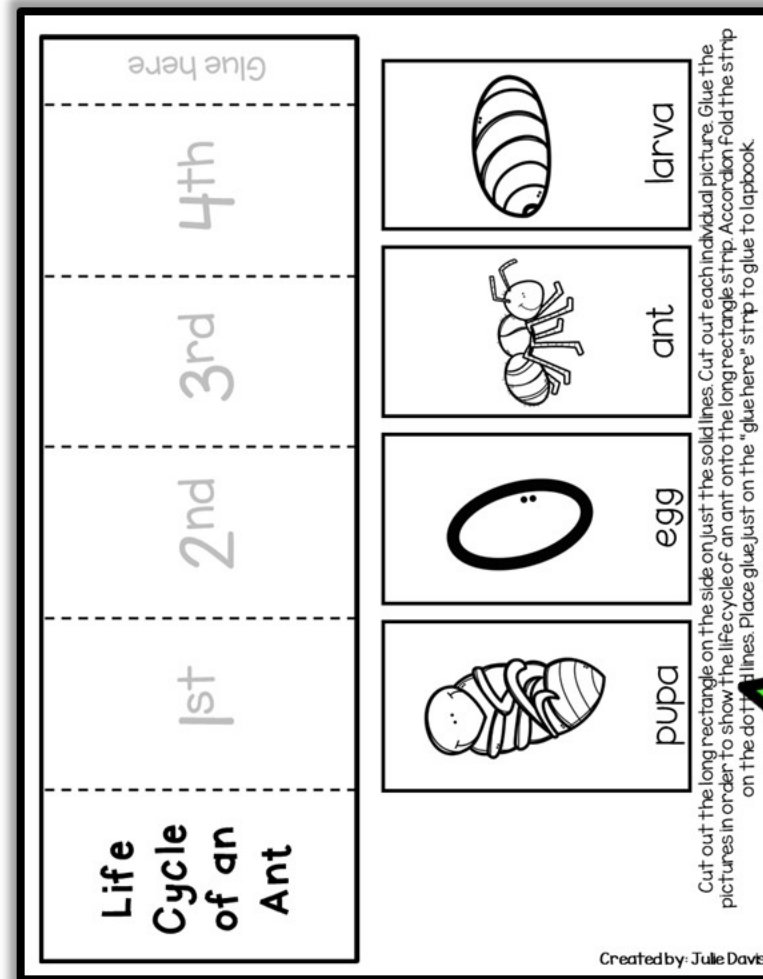


And More!!!



What's Included:

Each template has step by step directions to tell you how to cut and fold each flap!



What Teachers are Saying...



"This was so much fun to create little by little with my Kindergarteners during our ant farm study! So informational and a great alternative to an extensive research project for young learners!"



"Love this activity! Created a fun resource while learning about ants. The kids loved it."





"Loved doing this folder craft that works as an interactive notebook. Thank you!"

Easy to Make and Assemble

Simply print the templates and let your students complete and create!

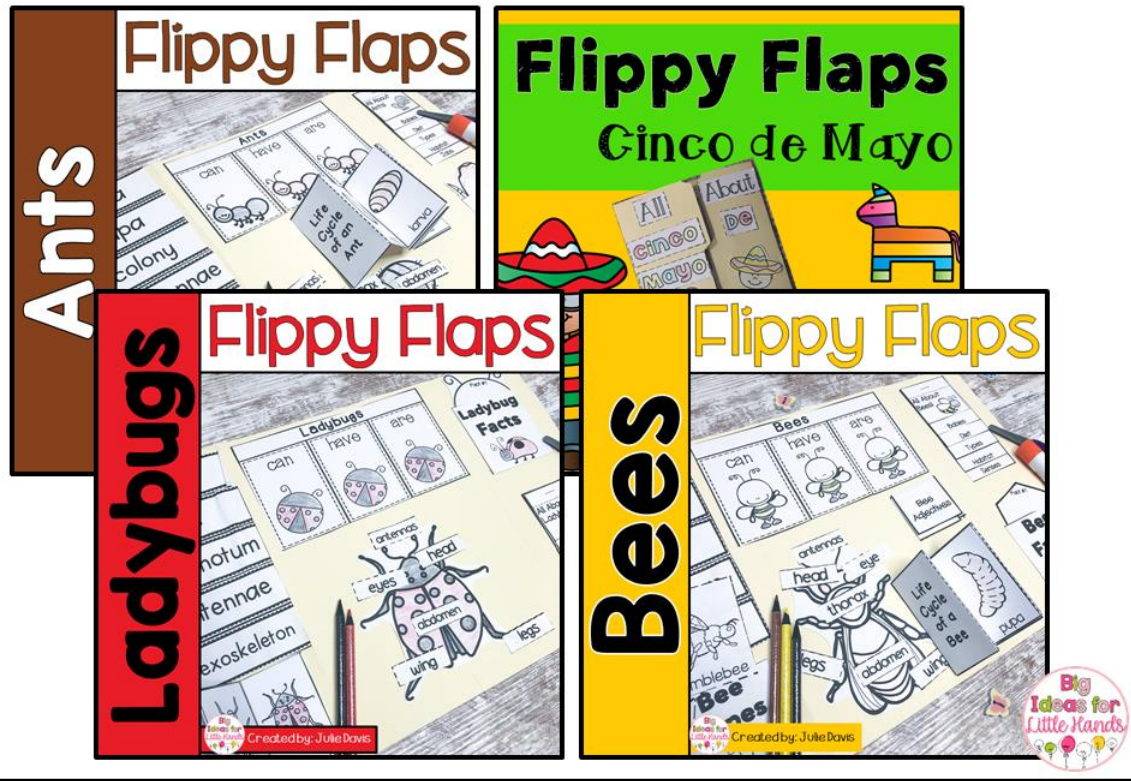
These templates go just beyond a worksheet. They become interactive!



Buy the Bundle and Save!

CLICK HERE TO CHECK IT OUT!

May Lapbooks



4 Weeks of Lapbooks
to use all month long!

Ants

Ladybugs

Bees

Cinco de Mayo