



# Flippy Flaps

**Hands-on,  
interactive  
research project  
for Kindergarten  
and 1<sup>st</sup> Grade**

Scroll to take  
a peek inside



# Apples


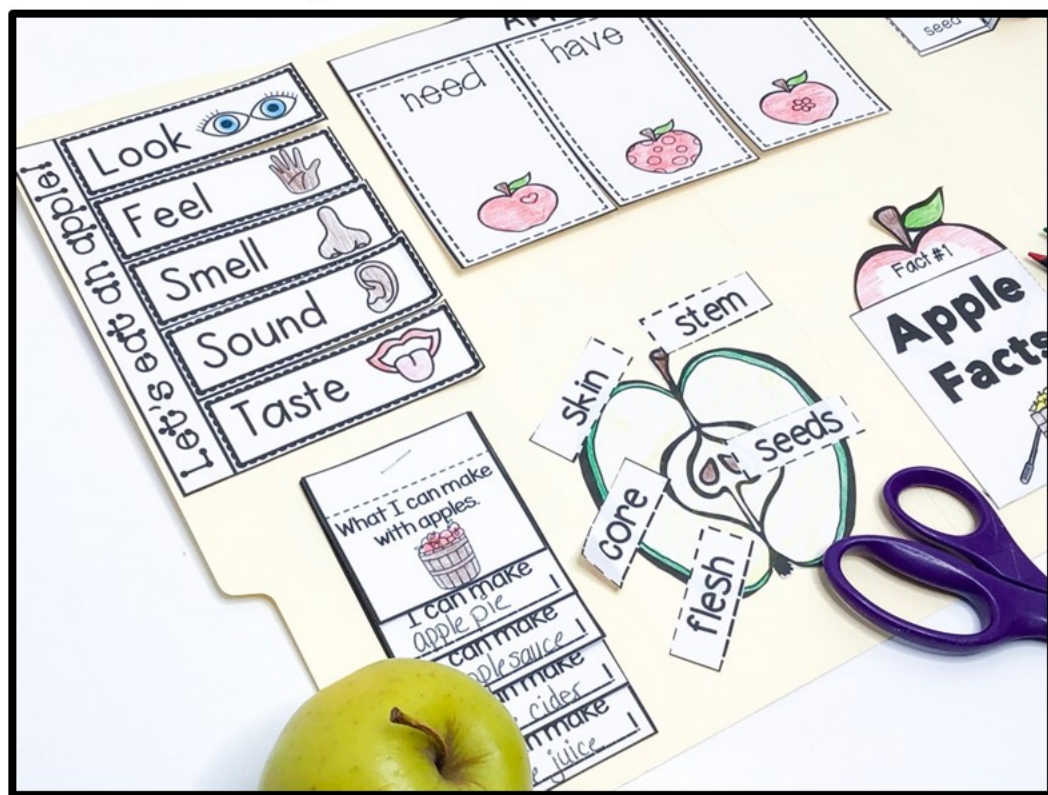


Created by: Julie Davis

# Teacher Tips

## 1 Prepare Materials

- scissors
- glue
- markers, crayons, or colored pencils
- copies of lapbook pages
- file folder, construction paper, or notebook (fold one side to the middle, then fold the other side to the middle)



## 2 Create Lapbook

- Break the activities up into different days or sessions. I like to do one activity (flap) a day.
- Students will cut & glue each flap to the folder and complete the activity.
- Complete various activities throughout the week to place into folder.
- Decorate the front.
- Bring home to share with families.

# What's Included:



Label Parts of an Apple



Life Cycle of an Apple



Apple Five Senses



Stamp an Apple




Apples Need/Have/Are



Favorite Apple Class Graph

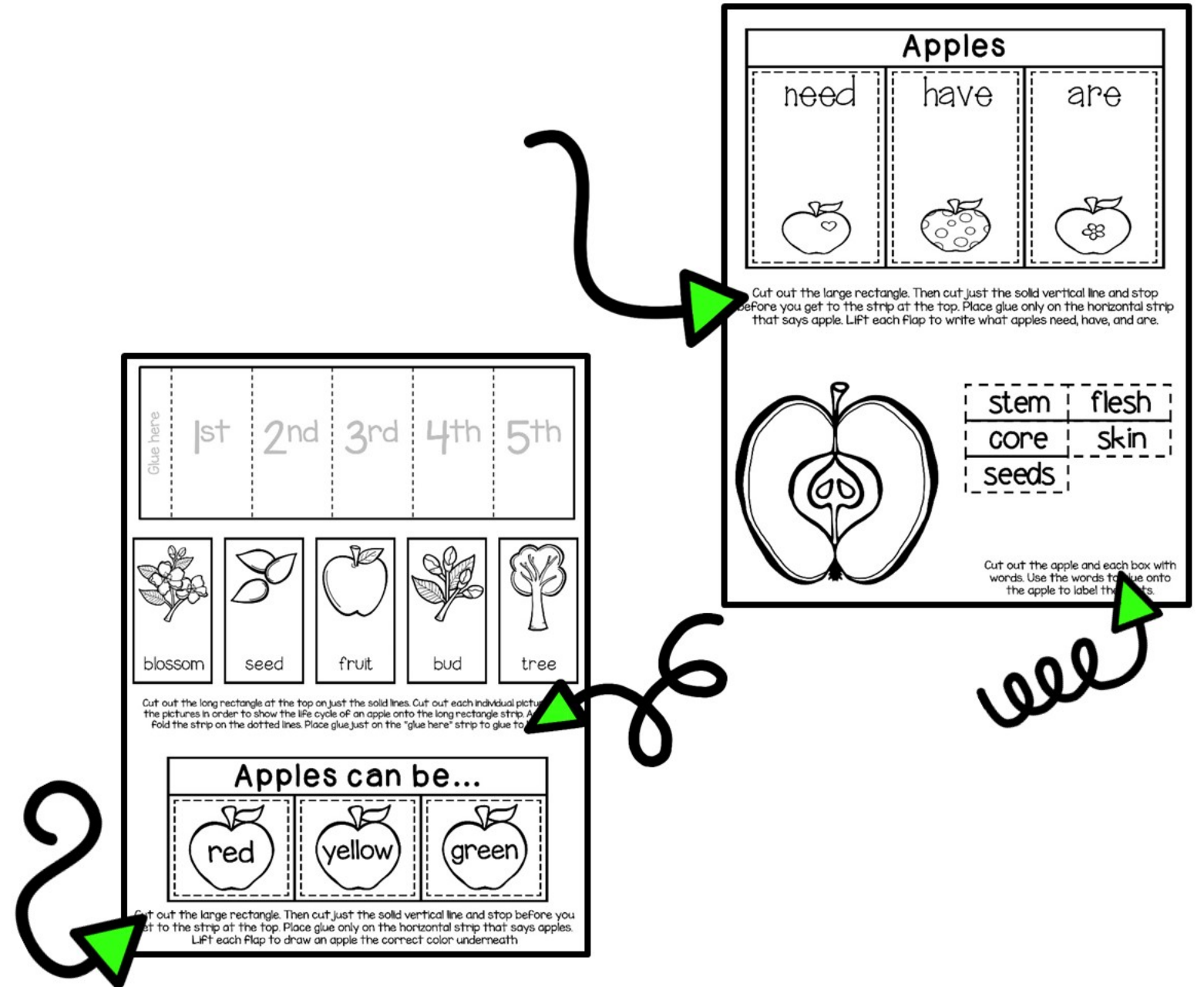


And More!!!



# What's Included:

Each template has step by step directions to tell you how to cut and fold each flap!



# What Teachers are Saying...



"So much fun! My students loved this flip book and I couldn't have been happier with it! Since we used it at the beginning of the year, I gave students a lot of support with how all the pieces fit together (cutting and gluing correctly, etc). Would do it again every year!"




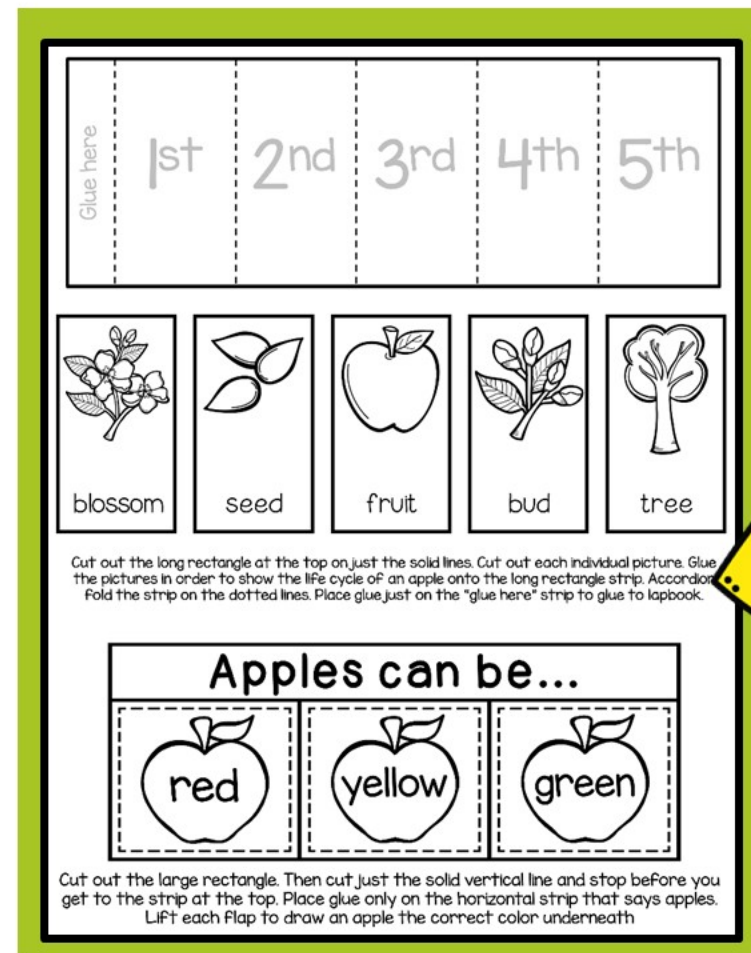
"This was a great resource for our apple week activities. I love all of the different activities to choose from and my students loved having something to take home to show their families everything they learned!"



"This was a fun hands on activity for my students. My classroom theme is apples so it was a fun activity to start the year, that aligned with standards. Thank you!"

# Easy to Make and Assemble



Simply print the templates and let your students complete and create!



These templates go just beyond a worksheet. They become interactive!

# Printable Templates


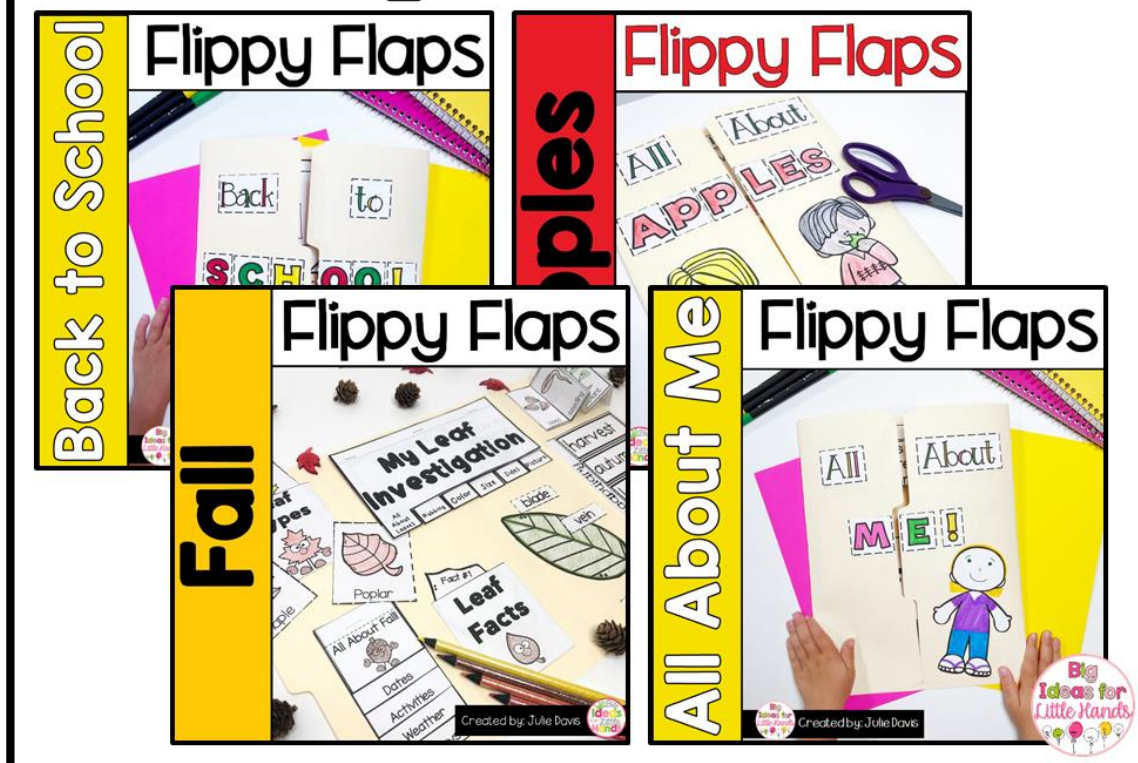
Lots of templates included to use in the lapbook. Pick and choose which ones work best for your students.



# Buy the Bundle and Save!

**CLICK HERE TO CHECK IT OUT!**

## August/September Lapbooks



4 Weeks of Lapbooks  
to use all month long!

Back to School

All About Me

Apples

Fall