

Back to School


# Flippy Flaps



Created by: Julie Davis

**Hands-on,  
interactive  
research project  
for Kindergarten  
and 1<sup>st</sup> Grade**

Scroll to take  
a peek inside






# Teacher Tips

## 1 Prepare Materials

- scissors
- glue
- markers, crayons, or colored pencils
- copies of lapbook pages
- file folder, construction paper, or notebook (fold one side to the middle, then fold the other side to the middle)



## 2 Create Lapbook

- Break the activities up into different days or sessions. I like to do one activity (flap) a day.
- Students will cut & glue each flap to the folder and complete the activity.
- Complete various activities throughout the week to place into folder.
- Decorate the front.
- Bring home to share with families.



# What's Included:



All About My School Book



Label School Supplies



Good Choice/Bad Choice Sort



Our Class Rules Book



My School Favorites



Goals for the Year



And More!!!



# What's Included:

Each template has step by step directions to tell you how to cut and fold each flap!

Cut along the outside of the box. Glue the photo frame to your lapbook. Draw a picture of your school inside the box.

Cut out the backpack and each box with dashed lines. Use the words to glue onto the backpack to label the parts.

All About My School

School Name

Grade

Teacher

Principal

backpack

book

notebook

pencil

scissors

glue

Cut out each rectangle on the solid black lines. Stack the pieces in order from shortest to longest to make a Flip book. Staple at the top then glue the back page to the notebook. On each page, answer each question about your school.

Created by: Julie Davis



# What Teachers are Saying...



"We thoroughly enjoyed this resource and can't wait to use it again during our back to school unit! This is a wonderful way of getting to know what school is all about as well as work individually and collaborate with each other. Thank you!"



"My students loved this activity and were easily engaged with increased attention. Thank you for the product and a great resource."

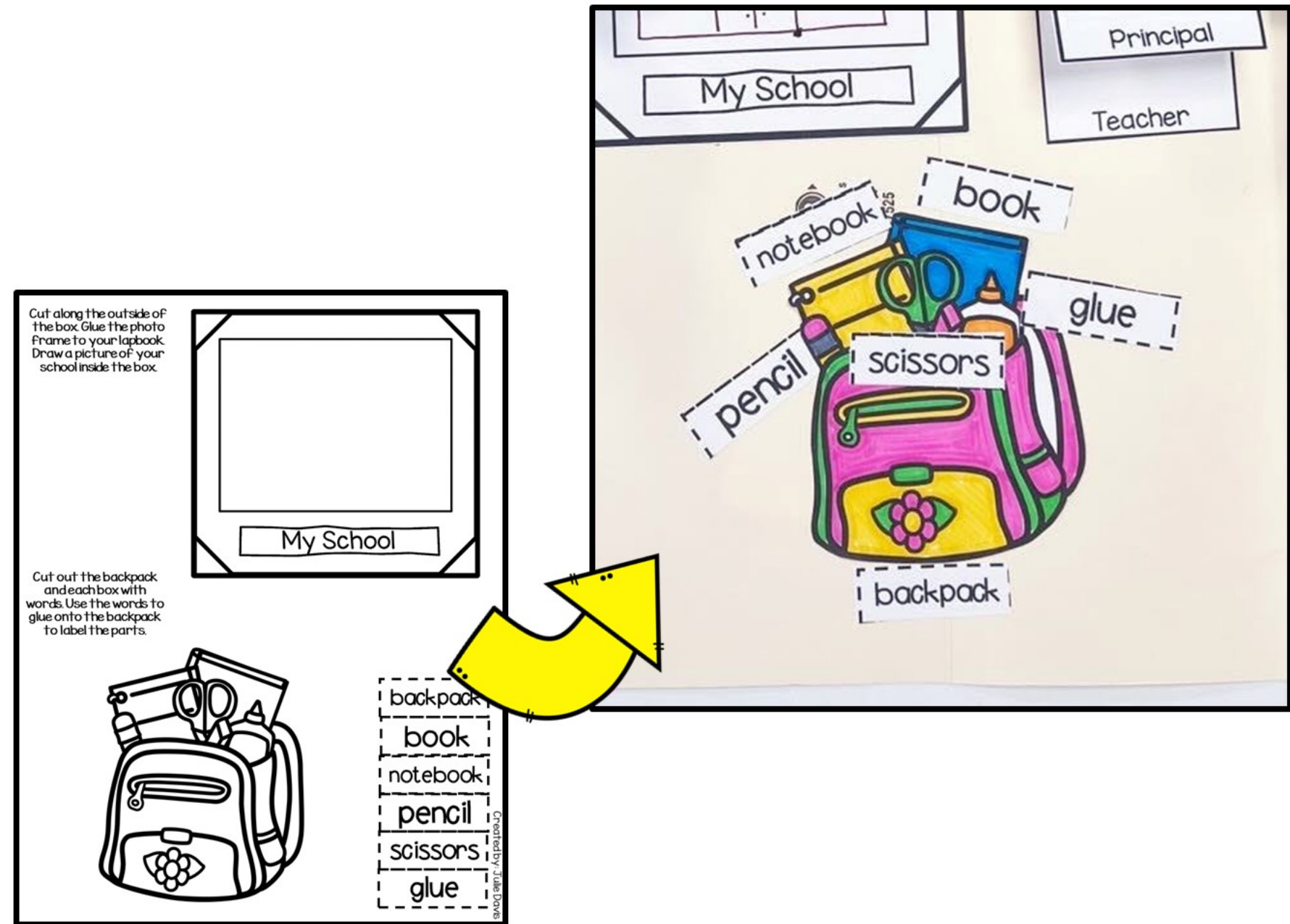


"I need resources that will fit my diverse learners. I look for engaging materials and resources to assist in making my lessons run efficiently and easy to use. Thank you for helping meet these needs. I am always pleased with anything from your store."

# Easy to Make and Assemble

Simply print the templates and let your students complete and create!

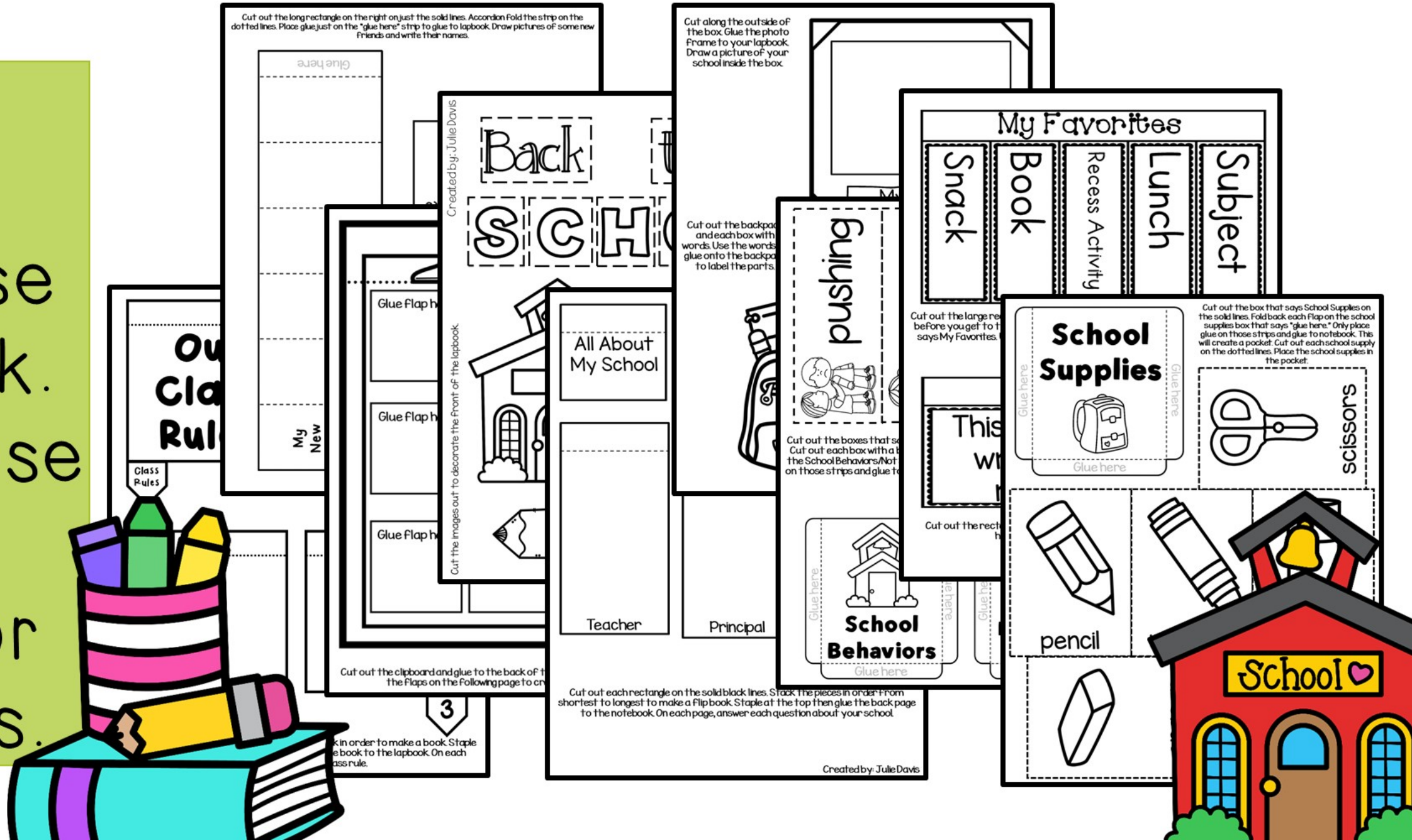
These templates go just beyond a worksheet. They become interactive!





# Printable Templates


Lots of templates included to use in the lapbook. Pick and choose which ones work best for your students.





# Buy the Bundle and Save!

**CLICK HERE TO CHECK IT OUT!**



4 Weeks of Lapbooks  
to use all month long!

Back to School

All About Me

Fall

Apples

## August/September Lapbooks

