


Butterfly

Flippy Flaps



**Hands-on,
interactive
research project
for Kindergarten
and 1st Grade**


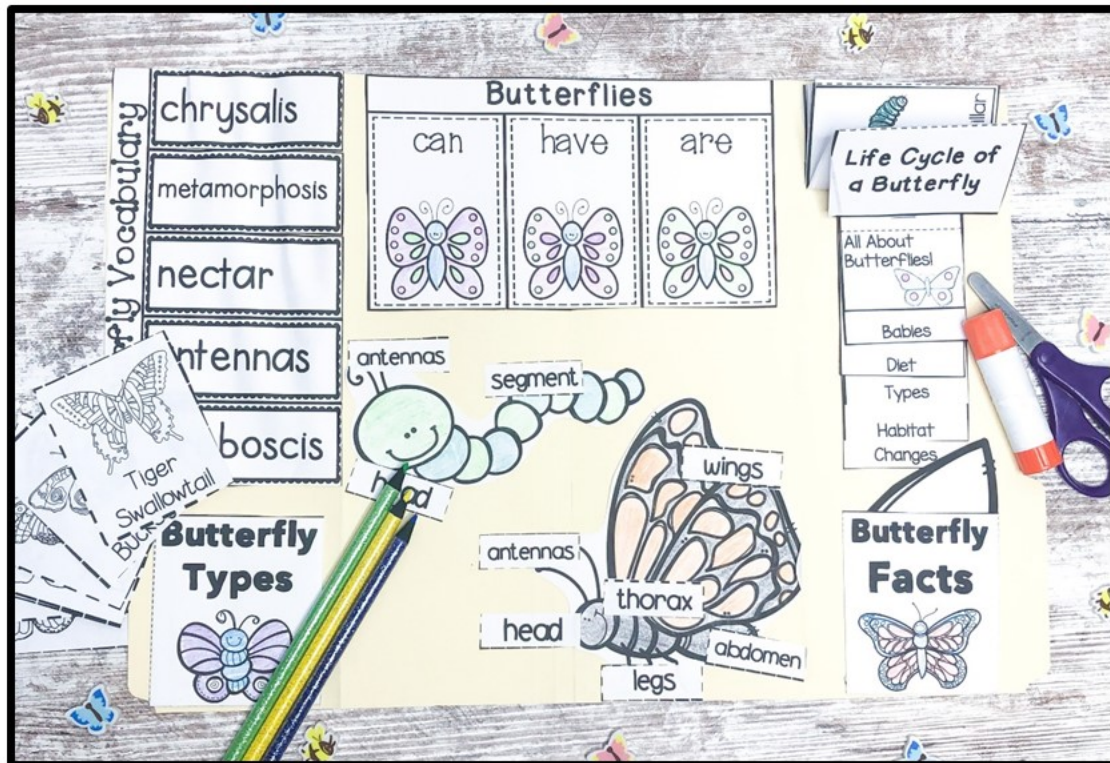
Scroll to take
a peek inside



Teacher Tips

1 Prepare Materials

- scissors
- glue
- markers, crayons, or colored pencils
- copies of lapbook pages
- file folder, construction paper, or notebook (fold one side to the middle, then fold the other side to the middle)



2 Create Lapbook

- Break the activities up into different days or sessions. I like to do one activity (flap) a day.
- Students will cut & glue each flap to the folder and complete the activity.
- Complete various activities throughout the week to place into folder.
- Decorate the front.
- Bring home to share with families.

What's Included:



Label a Butterfly



Label a Caterpillar



Butterfly Life Cycle



Types of Butterfly




All About Butterflies



Butterflies Can/Have/Need



And More!!!



What's Included:

Each template has step by step directions to tell you how to cut and fold each flap!

Butterflies

can have are

cut out the butterfly and each box with words. Use the words to glue onto the butterfly to label the parts.

thorax
wings
legs
abdomen
head
antennae

Cut out the large rectangle. Then cut just the solid vertical line and stop before you get to the strip at the top. Place glue only on the horizontal strip that says Butterfly. Lift each flap to write what Butterflies can, have, & are.

Life Cycle of a Butterfly

Glue here

4th

3rd

2nd

1st

chrysalis

butterfly

eggs

caterpillar

cut out the long rectangle on the side on just the solid lines. Cut out each individual picture. Glue the pictures in order to show the life cycle of a butterfly onto the long rectangle strip. According to the directions on the "glue here" strip to glue to lapbook.

Created by: Julie Davis

What Teachers are Saying...



"We had a lot of fun with this interactive lapbook. Students took it home on the evening of open house. This made the subject matter fun."



"My students loved making their butterfly books. We had live caterpillars in the classroom and my students learned so much scientific vocabulary while completing this unit."

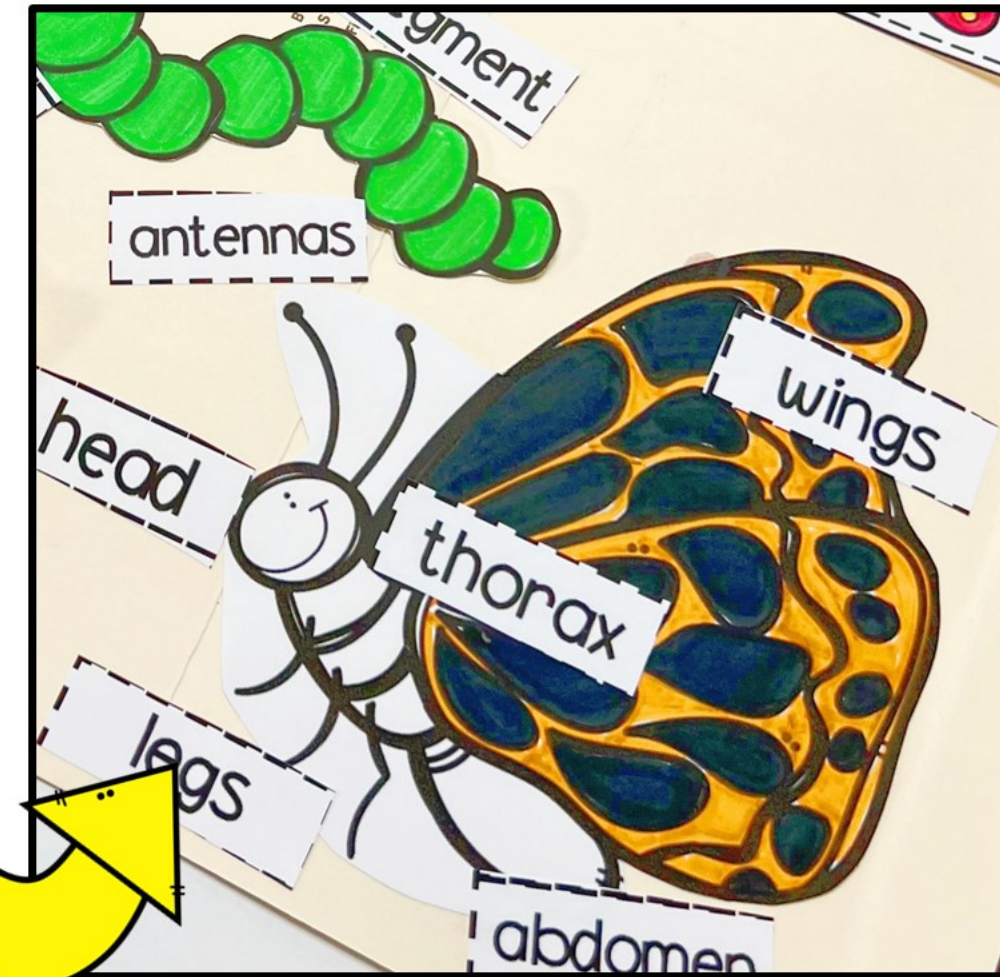
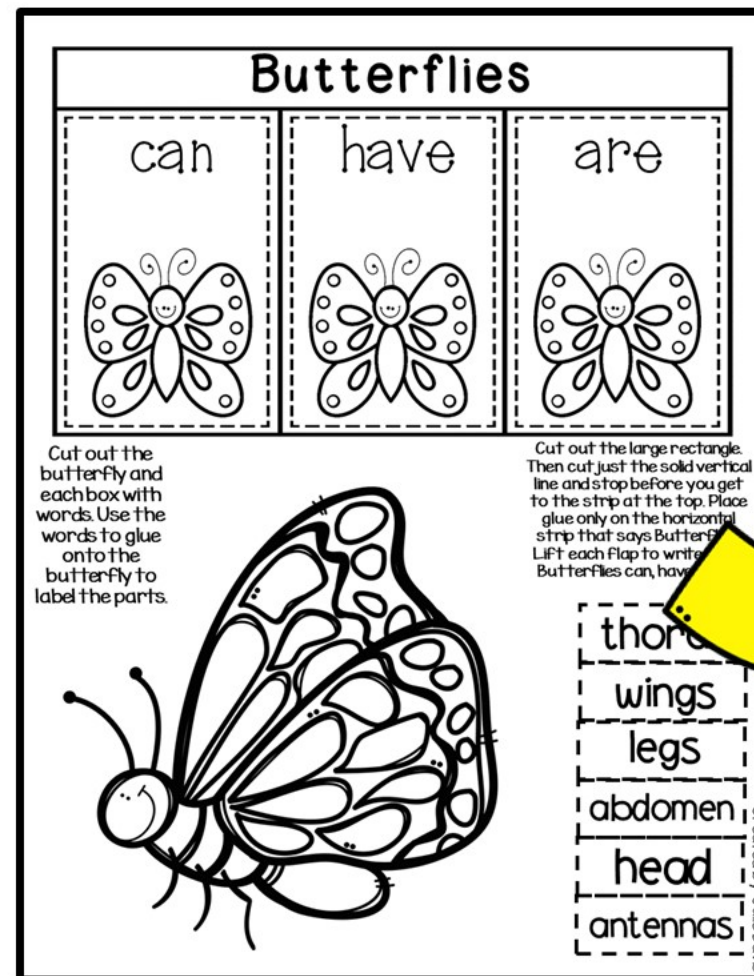


"My little grade 1s had so much fun learning about butterflies. We grew live butterflies in class from caterpillars and this activity was the perfect accompaniment."

Easy to Make and Assemble

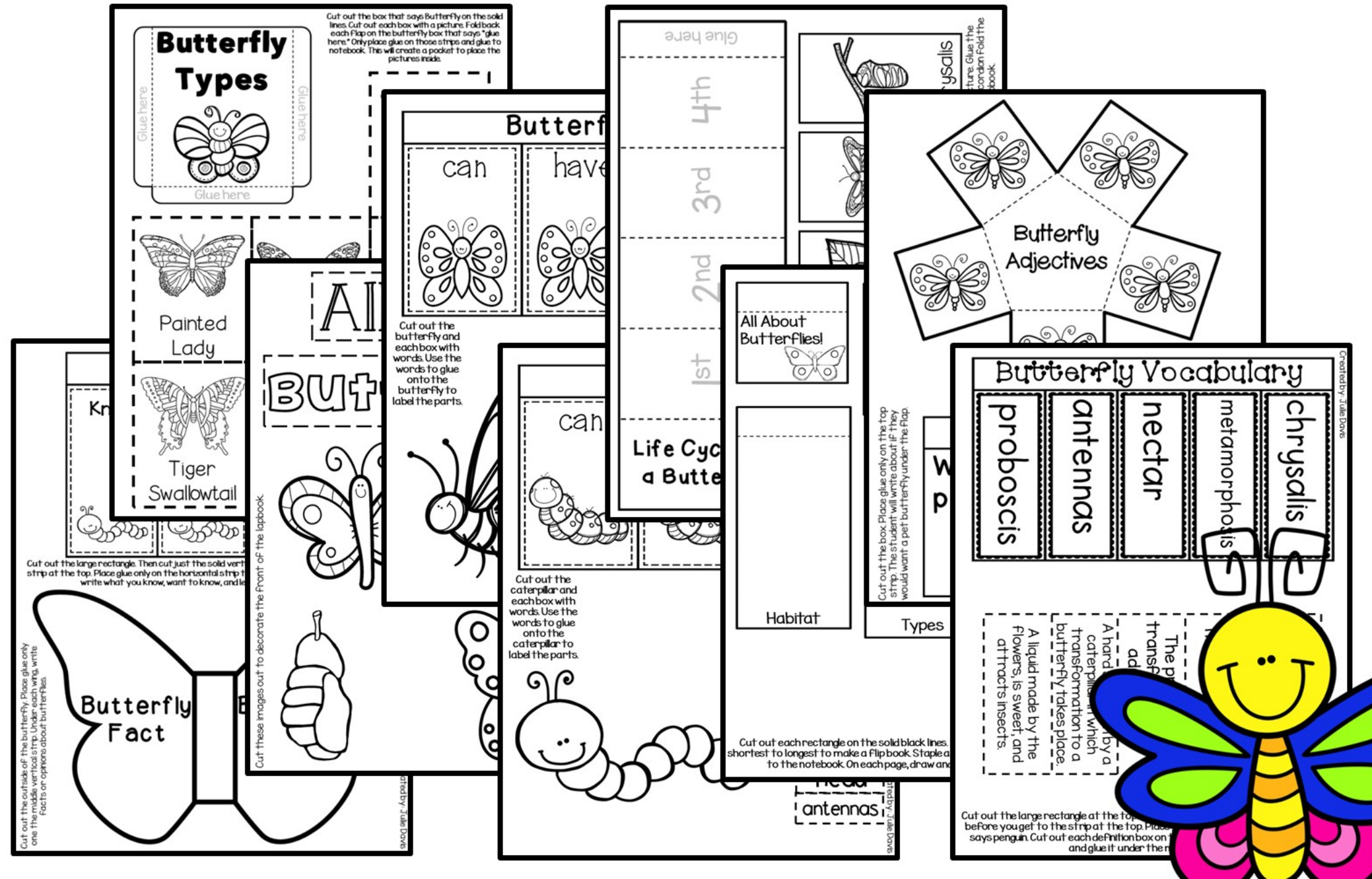
Simply print the templates and let your students complete and create!

These templates go just beyond a worksheet. They become interactive!



Printable Templates

Lots of templates included to use in the lapbook. Pick and choose which ones work best for your students.

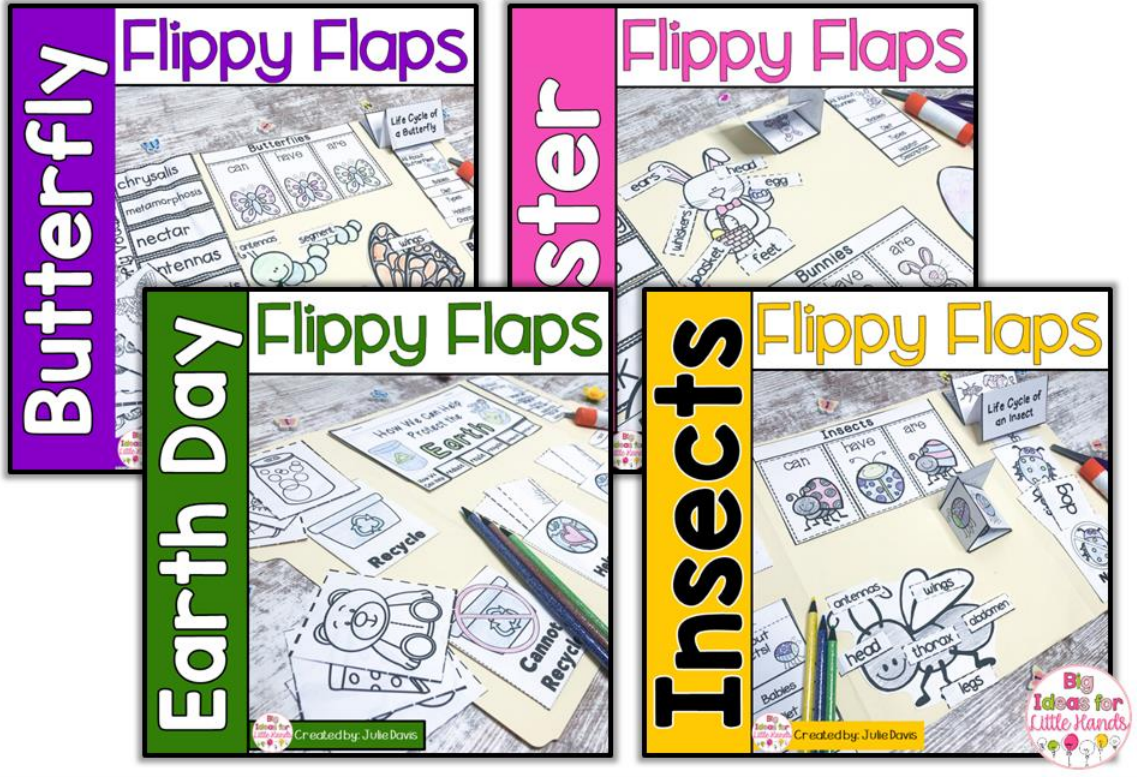


Buy the Bundle and Save!

CLICK HERE TO CHECK IT OUT!

5 Weeks of Lapbooks
to use all month long!

April Lapbooks



Butterfly

Easter

Earth Day

Insects