


EASTER

Spin & Match



Easter Egg






Created by Julie Davis



**Hands-On
Math Centers
to last all
month long!**

Scroll to take
a peek inside



Spring

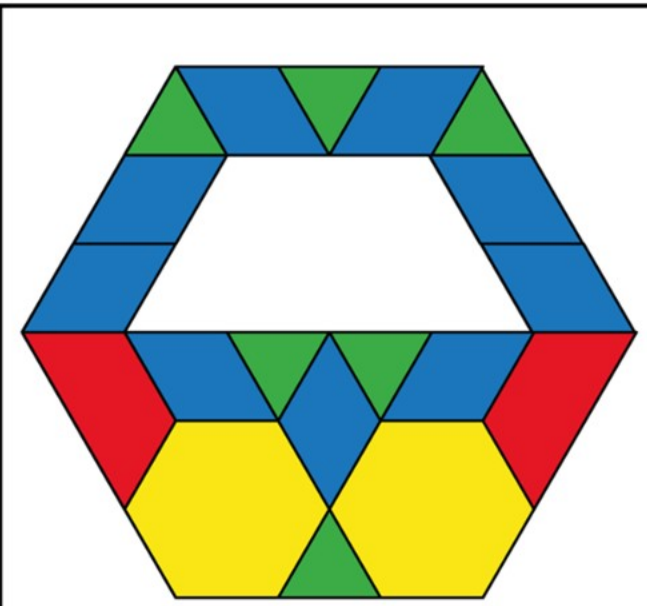
Color and Black & White versions

10 pages of math skills practice

Minimal prep required





Predictable Centers

Spin & Match




Easter Basket

How Many?


	_____
	_____
	_____
	_____

Created by Julie Davis




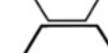
Spin & Color



asket



How Many?

	_____
	_____
	_____
	_____

Created by Julie Davis


How to Use

Students pick a mat color or black & white


Spin the spinner and find the matching pattern block

Place the pattern block on the same shape on the mat

When the picture is complete, count & record each shape



Ways to Use



Math Small Groups



Math Centers



Morning Bins



Early Finishers



STEM bins



and more!

What Teachers are Saying...



"Such a great center and my students were engaged with practicing shapes. I loved how there were two choices—fill in the shapes or color the corresponding shapes. Thank you!"



"This was a fun way to incorporate shapes into my math centers before we officially began that topic. My students are asking for more!"

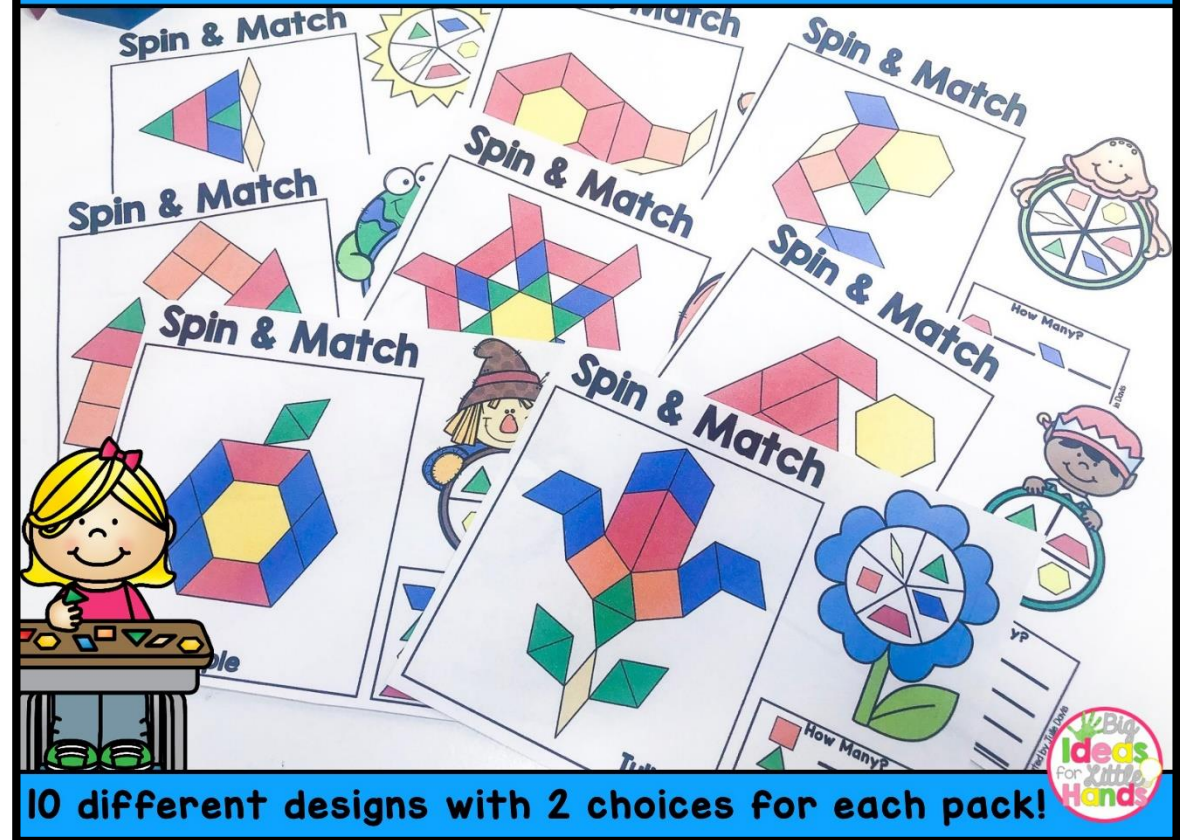


"Adding the spinner to this activity was a great idea—depending on my group they could do it with or without the spinner. Loved it"

Buy the Bundle and Save!

CLICK HERE TO CHECK IT OUT!

Spin & Match MEGA BUNDLE



Do you and your students like these activities and looking for more? Save money and buy the bundle!