


Holidays Around the World

Flippy Flaps



**Hands-on,
interactive
research project
for Kindergarten
and 1st Grade**


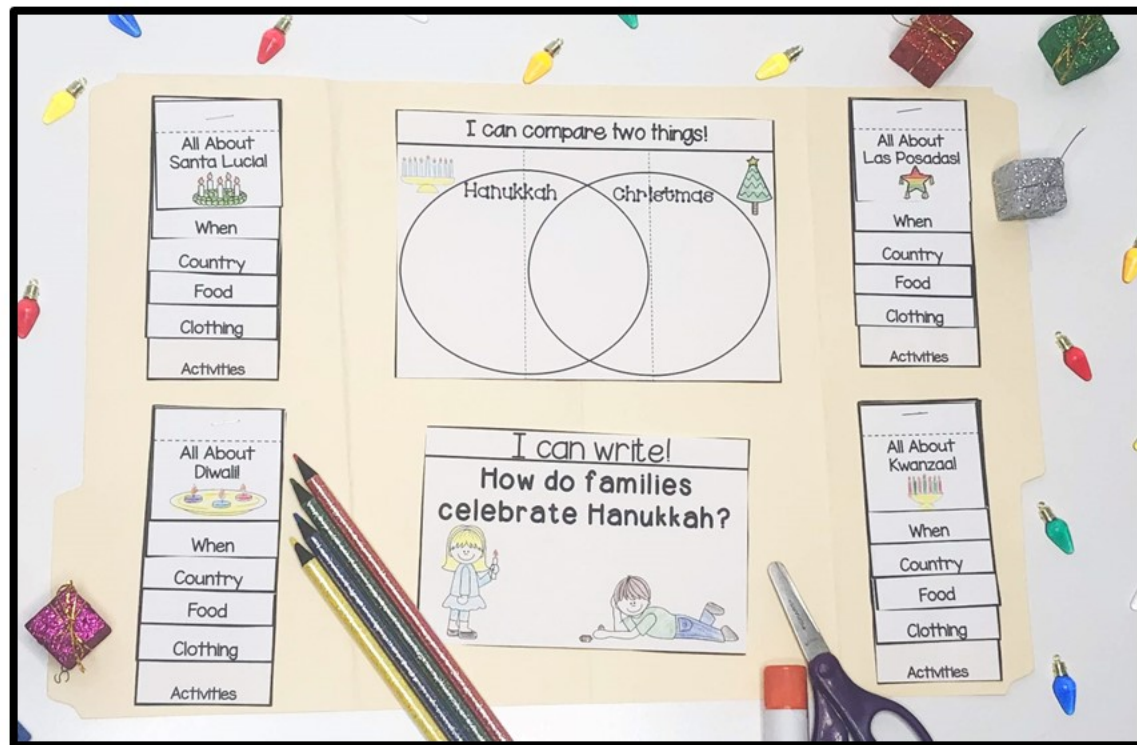
Scroll to take
a peek inside



Teacher Tips

1 Prepare Materials

- scissors
- glue
- markers, crayons, or colored pencils
- copies of lapbook pages
- file folder, construction paper, or notebook (fold one side to the middle, then fold the other side to the middle)



2 Create Lapbook

- Break the activities up into different days or sessions. I like to do one activity (flap) a day.
- Students will cut & glue each flap to the folder and complete the activity.
- Complete various activities throughout the week to place into folder.
- Decorate the front.
- Bring home to share with families.

What's Included:

5 Holidays Included:

 Hanukkah

 Kwanzaa

 Saint Lucia

 Las Posadas

 Diwali



What's Included:



Holiday KWL



Holiday Vocabulary



Holiday Facts



Holiday Writing Prompts



All About Holiday Flip Book



Holiday Picture Match



And More!!!



What Teachers are Saying...



"This was the perfect continuing activity for my students during the week before Christmas break. They learned so much and were so engaged!"



"My students loved learning about the different holidays! It was a little bit of an advanced concept for them being in kindergarten but the ideas of creating lapbooks was so cool and they loved their creations. I especially loved that there was a lot of different components to choose from."

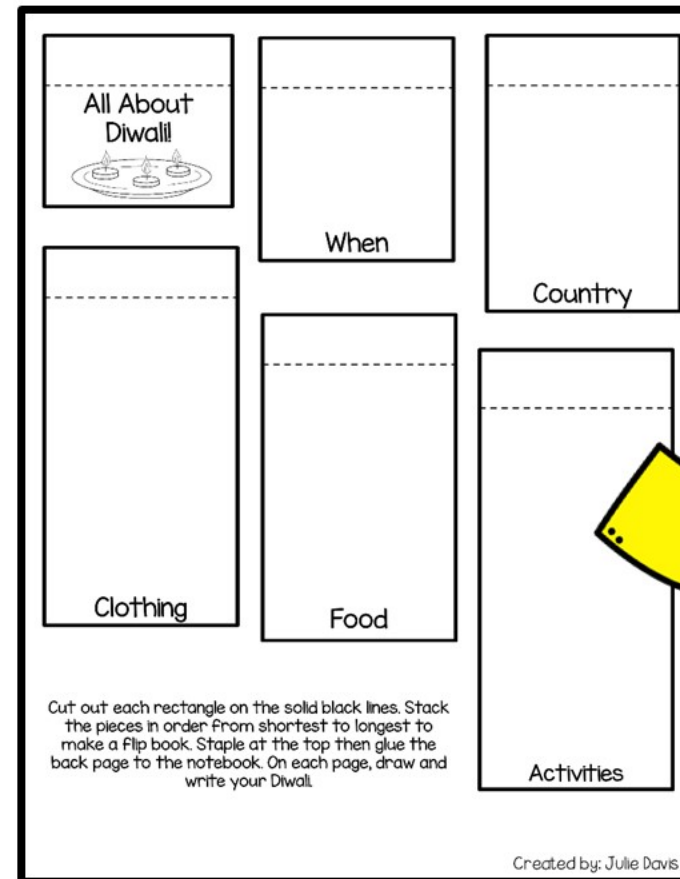


"Thanks for a great resource to help put together a Holidays Around the World unit for my preschoolers!"

Easy to Make and Assemble


Simply print the templates and let your students complete and create!

These templates go just beyond a worksheet. They become interactive!




Buy the Bundle and Save!

CLICK HERE TO CHECK IT OUT!



December Lapbooks



4 Weeks of Lapbooks
to use all month long!

Gingerbread

Reindeer

Christmas

Holidays Around
the World