

CHRISTMAS




Math Centers Mats



**Hands-On
Math Centers
to last all
month long!**

Scroll to take
a peek inside



Christmas

Color and Black & White versions

10 pages of math skills practice

Minimal prep required

Predictable Centers

Roll & Match

Santa hat

1 dot	Blue trapezoid
2 dots	Green triangle
3 dots	Yellow hexagon
4 dots	Red trapezoid
5 dots	Blue trapezoid
6 dots	Red trapezoid

How Many?

Blue trapezoid	_____
Green triangle	_____
Yellow hexagon	_____
Red trapezoid	_____

Created by Julie Davis

Color

Santa hat

1 dot	Parallelogram
2 dots	Triangle
3 dots	Hexagon
4 dots	Trapezoid
5 dots	Parallelogram
6 dots	Trapezoid

How Many?

Parallelogram	_____
Triangle	_____
Hexagon	_____
Trapezoid	_____

Created by Julie Davis


How to Use

Students pick a mat color or black & white

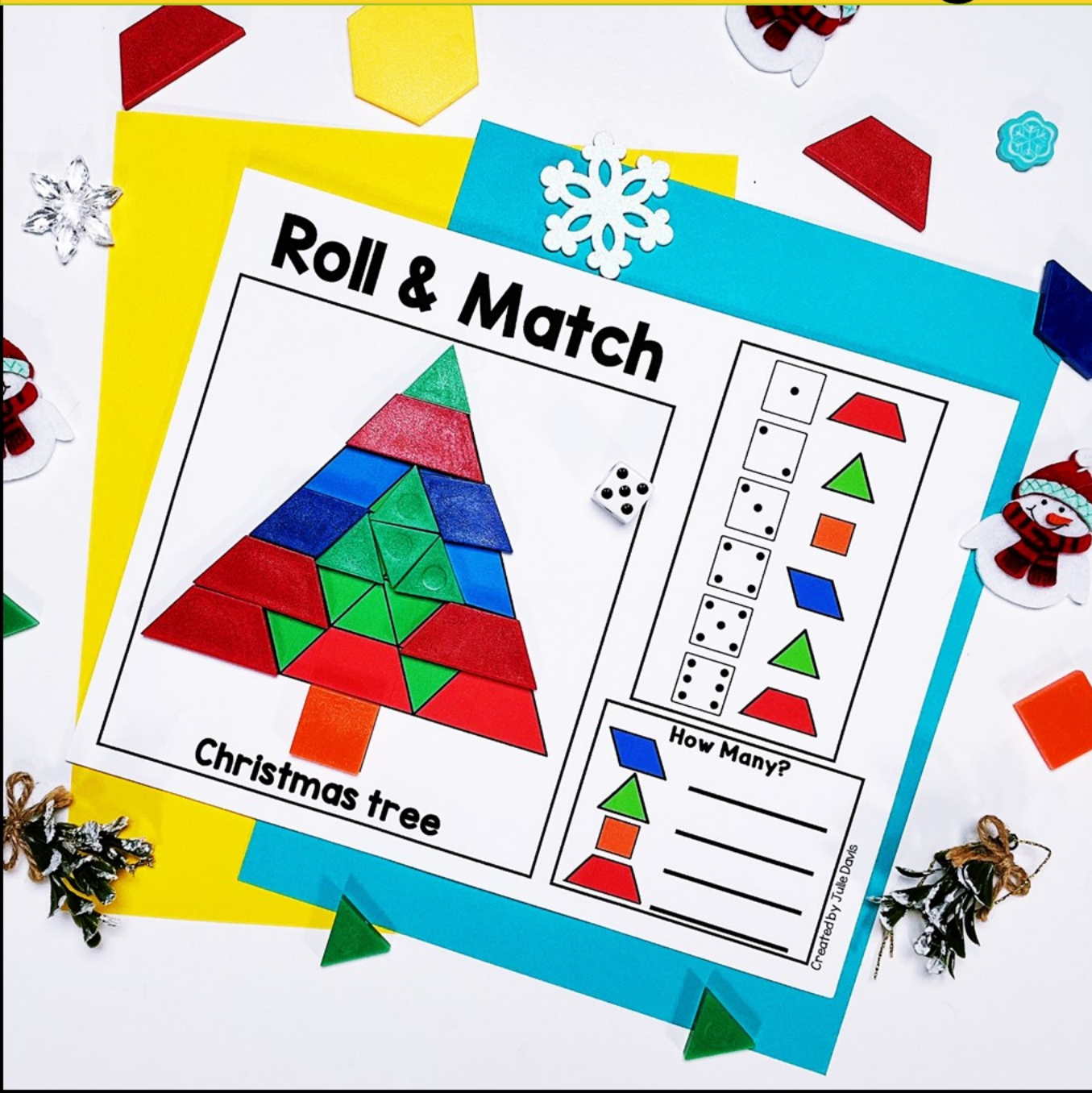
Roll the dice and find the matching pattern block

Place the pattern block on the same shape on the mat

When the picture is complete, count & record each shape



Ways to Use



Math Small Groups



Math Centers



Morning Bins



Early Finishers



STEM bins



and more!

What Teachers are Saying...



“Perfect application for exploring shapes at Christmas time. This was great to use as a print off, low prep, center. Sheets were placed in plastic sheet covers so that they could be reused.”



“My students loved this resource. I used it as an independent center to reinforce shapes and counting. Also, a good way to introduce graphing.”




“This was such a fun way to practice patterns and shapes for our day of holiday fun leading up to break. My kinders loved having choice.”

Buy the Bundle and Save!

CLICK HERE TO CHECK IT OUT!

Roll & Match MEGA BUNDLE



Do you and your students like these activities and looking for more? Save money and buy the bundle!