



# Counting Bundle

# OCEAN


Numbers 0-10

Count how many  you see!



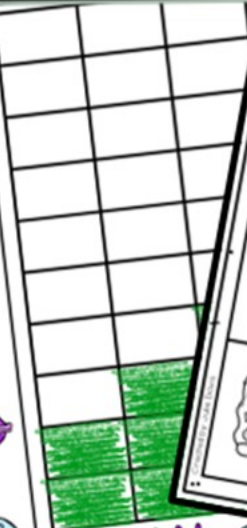

7  
8  
9

6  
4  
7  
6  
9  
8  
6  
7



Name \_\_\_\_\_

Count each picture. Color the graph to show how many.



Name \_\_\_\_\_


Count the pictures. Cut the matching number and glue it in the box.



3  
10  
5  
2

**Hands-On  
Math Centers  
to last all  
month long!**

Scroll to take  
a peek inside



Boom Cards and Printables





# Boom Cards


Numbers 0-10


Self Correcting




30 Slides

Immediate Feedback

Great for iPads,  
tablets, whiteboards,  
and computers.



Count how many  you see!

|   |          |
|---|----------|
|   | <b>7</b> |
|  | <b>8</b> |
|  | <b>9</b> |

The image shows a digital card with a grid of 24 fish icons. The icons are arranged in 6 rows and 4 columns. The fish are of three types: orange starfish, purple squid, and brown fish. The correct answer is 7, which is highlighted in a blue banner.

# Ocean

Color and Black & White versions

20 pages of math skills practice

Minimal prep required

Predictable Centers

**Name** \_\_\_\_\_

Count each picture. Tally how many. Write the number to show how many.

|  | Tally | Total |
|--|-------|-------|
|  |       |       |
|  |       |       |
|  |       |       |
|  |       |       |
|  |       |       |
|  |       |       |
|  |       |       |
|  |       |       |
|  |       |       |
|  |       |       |

**Name** \_\_\_\_\_

Count each picture. Color the graph to show how many.

|  |  |  |
|--|--|--|
|  |  |  |
|  |  |  |
|  |  |  |
|  |  |  |
|  |  |  |
|  |  |  |
|  |  |  |
|  |  |  |
|  |  |  |
|  |  |  |

|  | Tally | Total |
|--|-------|-------|
|  |       |       |
|  |       |       |
|  |       |       |
|  |       |       |
|  |       |       |
|  |       |       |
|  |       |       |
|  |       |       |
|  |       |       |
|  |       |       |

Created by Julie Davis



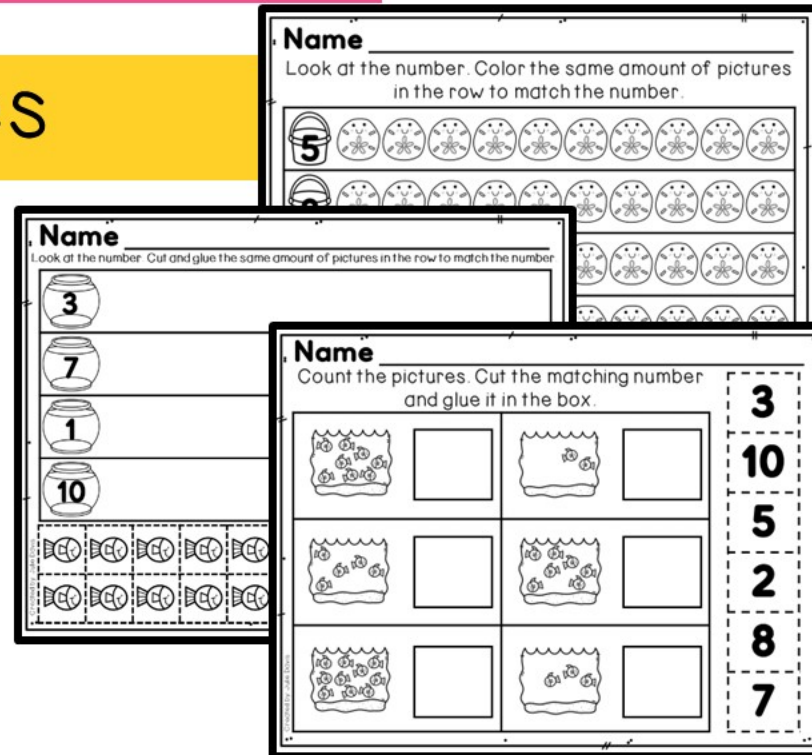

# What's Included:

Count and Graph

Count and Tally


Task Box Centers

Extra Practice Pages





# Ways to Use



Math Small Groups



Math Centers



Morning Bins



Early Finishers



STEM bins



and more!

# What Teachers are Saying...



"Great I Spy activities and good for counting. Thanks."



"We even used this one with my whole group. The visuals are wonderful and so engaging for them."



"This was such a fun way to practice counting numbers. My kinders loved having choice."