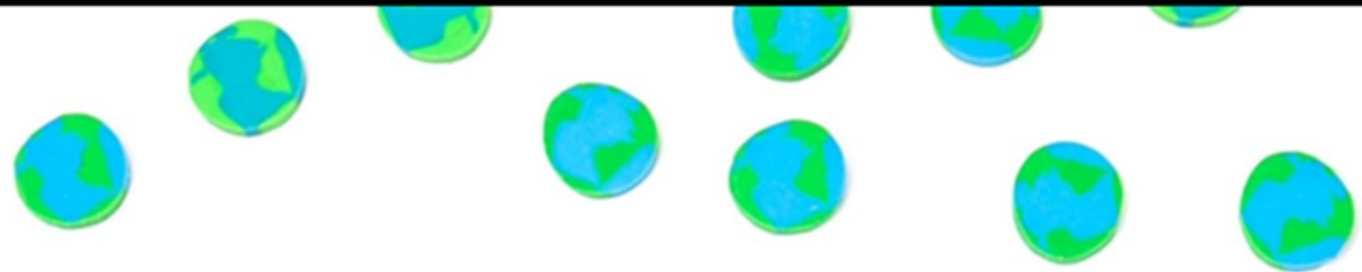


EARTH DAY



Roll & Match

How Many?


Created by Julie Davis

Math Centers Mats



**Hands-On
Math Centers
to last all
month long!**

Scroll to take
a peek inside



Earth Day

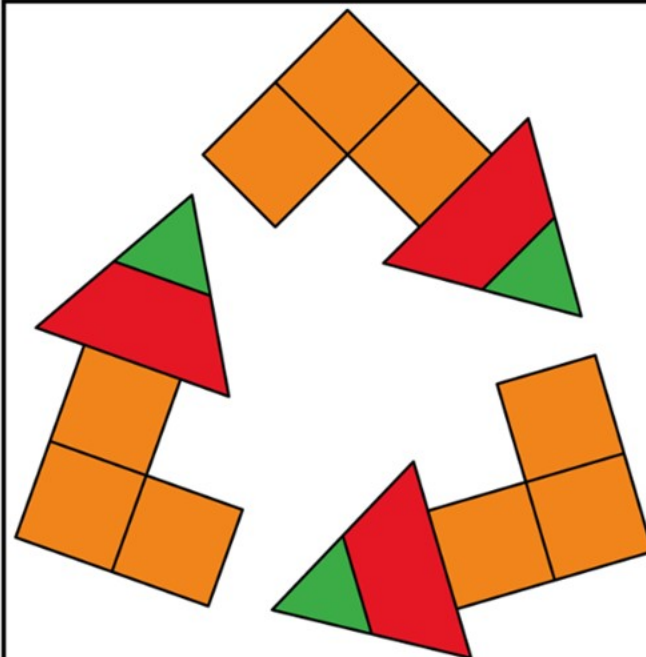
Color and Black & White versions

10 pages of math skills practice

Minimal prep required

Predictable Centers

Roll & Match



Recycle


1 dot	Red trapezoid
2 dots	Green triangle
3 dots	Orange square
4 dots	Red trapezoid
5 dots	Green triangle
6 dots	Orange square

How Many?

Red trapezoid	_____
Green triangle	_____
Orange square	_____

Created by Julie Davis

Roll & Color



1 dot	Trapezoid
2 dots	Triangle
3 dots	Square
4 dots	Trapezoid
5 dots	Triangle
6 dots	Square

How Many?

Trapezoid	_____
Triangle	_____
Square	_____

Created by Julie Davis


How to Use

Students pick a mat color or black & white


Roll the dice and find the matching pattern block

Place the pattern block on the same shape on the mat

When the picture is complete, count & record each shape



Ways to Use



Math Small Groups



Math Centers



Morning Bins



Early Finishers



STEM bins



and more!

What Teachers are Saying...



"Such a great center and my students were engaged with practicing shapes. I loved how there were two choices—fill in the shapes or color the corresponding shapes. Thank you!"



"Students absolutely adored these pattern block activities! It was their favorite way to learn about Earth Day and a wonderful way to extend learning of 2d shapes!"




"These are so fun! I used them for quiet start centers and appreciate that my students can work on them independently."

Buy the Bundle and Save!

CLICK HERE TO CHECK IT OUT!

Roll & Match MEGA BUNDLE



Do you and your students like these activities and looking for more? Save money and buy the bundle!