

# Flippy Flaps

# Plants



**Hands-on,  
interactive  
research project  
for Kindergarten  
and 1<sup>st</sup> Grade**

Scroll to take  
a peek inside


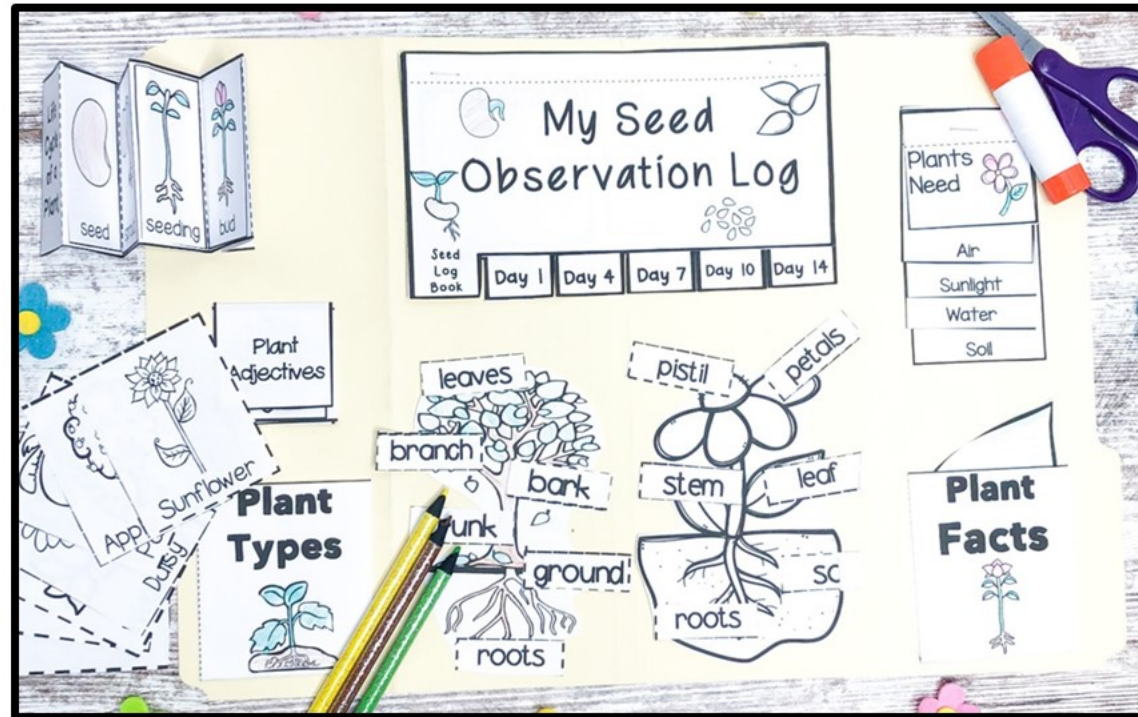




# Teacher Tips

## 1 Prepare Materials

- scissors
- glue
- markers, crayons, or colored pencils
- copies of lapbook pages
- file folder, construction paper, or notebook (fold one side to the middle, then fold the other side to the middle)



## 2 Create Lapbook

- Break the activities up into different days or sessions. I like to do one activity (flap) a day.
- Students will cut & glue each flap to the folder and complete the activity.
- Complete various activities throughout the week to place into folder.
- Decorate the front.
- Bring home to share with families.



# What's Included:



Label a Tree



Label a Flower



Plant Life Cycle



Types of Plants




Seed Observation Log



Plants Can/Have/Need



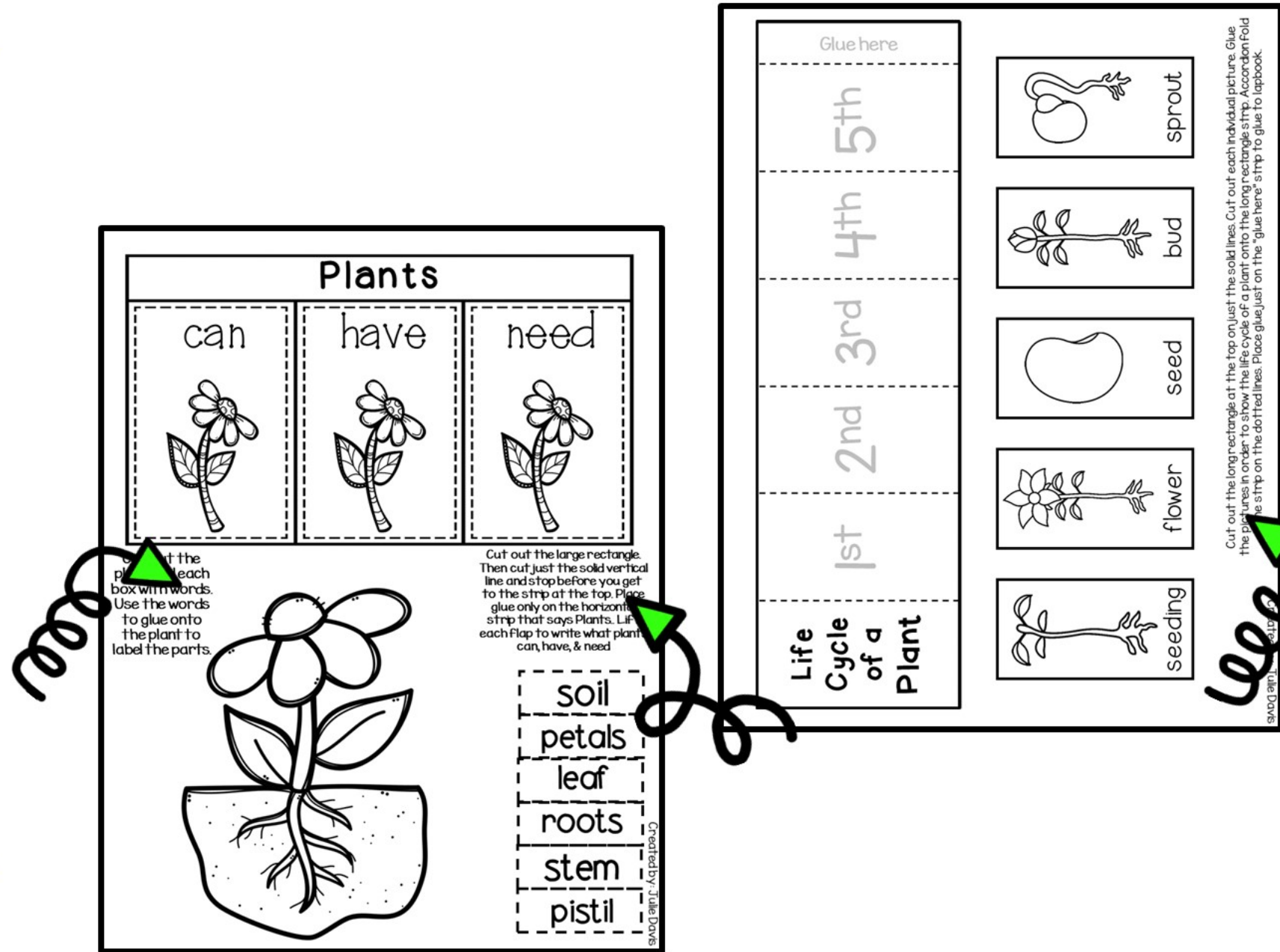
And More!!!





# What's Included:

Each template has step by step directions to tell you how to cut and fold each flap!



# What Teachers are Saying...



"I loved this resource! Having so many lessons in one project and kept their work neat was a huge plus. They loved cutting and gluing and being able to revisit prior lessons on the same project."



"I love these lapbooks and have several of them. I used this one at the end of a plant unit as a way of showing what we learned. They were displayed at a science night at our school and the parents loved them!"





"I used this with my students as we were growing our own plants. It takes a lot of cutting and patience on both the student and teacher end but I think it's worth it. My kids loved the final results."



# Easy to Make and Assemble

Simply print the templates and let your students complete and create!



These templates go just beyond a worksheet. They become interactive!





# Printable Templates

Lots of templates included to use in the lapbook. Pick and choose which ones work best for your students.


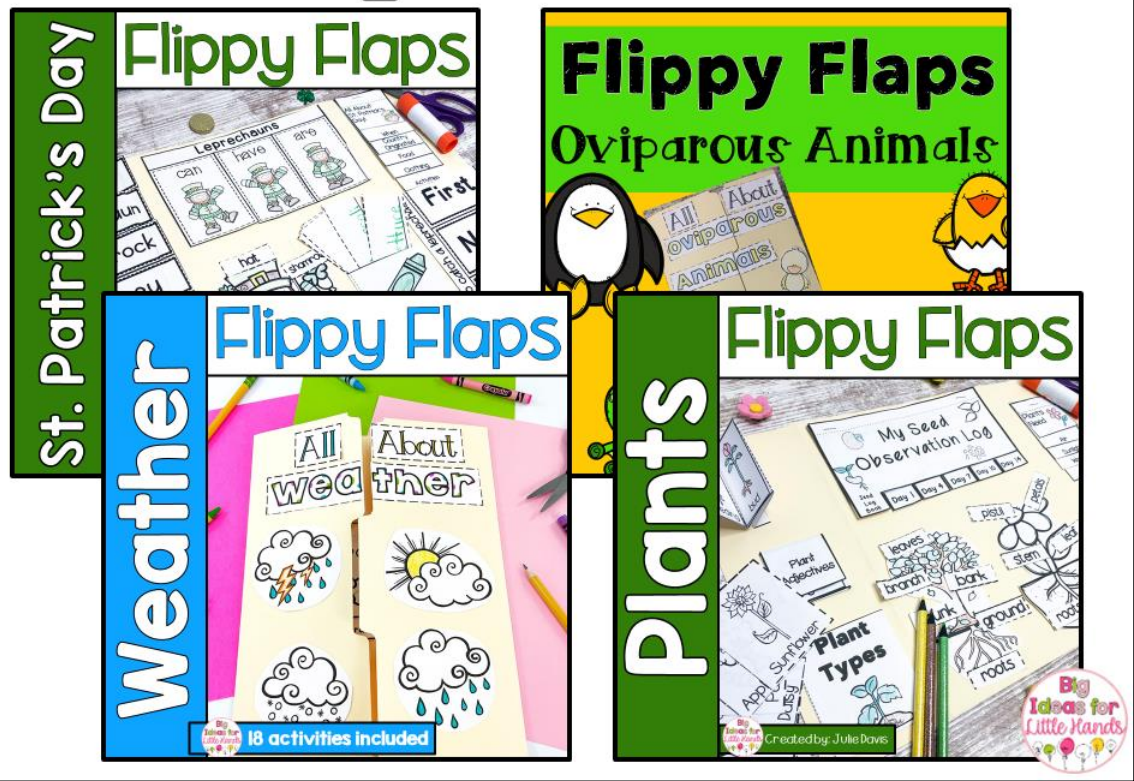




# Buy the Bundle and Save!

**CLICK HERE TO CHECK IT OUT!**

## March Lapbooks



5 Weeks of Lapbooks  
to use all month long!

St. Patrick's Day

Oviparous Animals

Weather

Plants