


DOUGH LETTERS



26 letters

**Hands-On
Phonics
Centers to last
all month long!**

Scroll to take
a peek inside




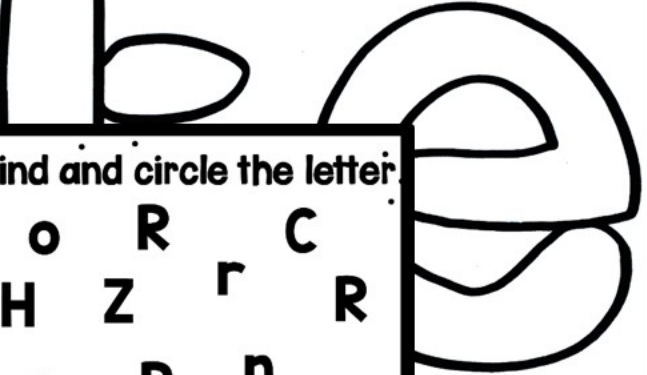


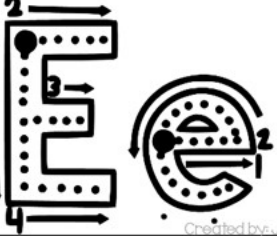
Dough Alphabet

Color and Black & White versions

26 letters included

Minimal prep required

Predictable Centers

<p>Build the letter.</p>  <p>Write the letter.</p> <p>_____</p> <p>-----</p> <p>_____</p>	<p>Build the letter.</p>  <p>Find and circle the letter.</p> <p>o R r c H z r R r R n r</p> <p>Rainbow write the letter.</p> <p>_____</p> <p>-----</p> <p>_____</p> <p>Trace the letter.</p> 	<p>Build the letter.</p>  <p>Find and circle the letter.</p> <p>h e E E Q L e T e E d</p> <p>Rainbow write the letter.</p> <p>_____</p> <p>-----</p> <p>_____</p> <p>Trace the letter.</p> 
---	--	--

How to Use

Students pick a mat color or black & white

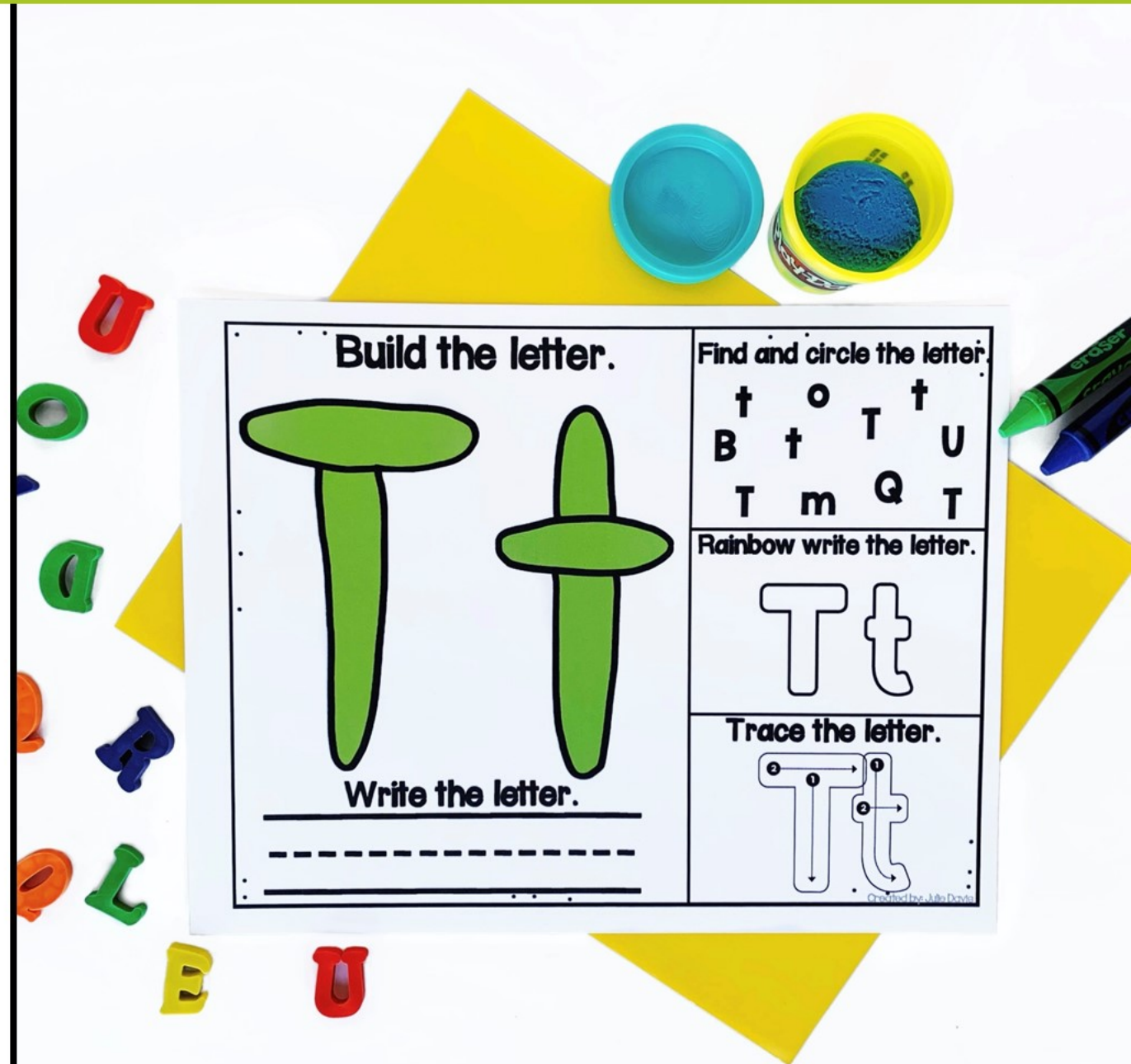
Build the letter on the mat with playdough.

Practice writing the letter.

Find and circle the letter.

Rainbow write the letter.

Trace the letter.



Ways to Use

Build the letter.



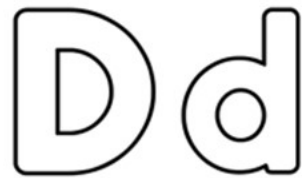
Write the letter.



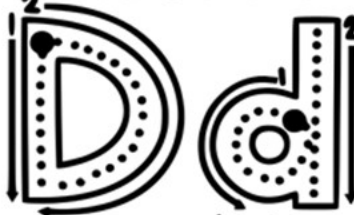
Find and circle the letter.

D r d D
m G d j
d d k D

Rainbow write the letter.



Trace the letter.



Reading Small Groups



Phonics Centers



Morning Bins



Early Finishers



STEM bins



and more!

What Teachers are Saying...



"Goes beyond playdough fine motor, reinforces skills and students find these engaging."



"This was such a fun way to practice letter recognition! My students loved using the playdoh to make each letter!"



"This is wonderful! Simple to print, laminate and add to center work. Complete independence (and fun!) for kiddos!"