


Walrus

Flippy Flaps



**Hands-on,
interactive
research project
for Kindergarten
and 1st Grade**


Scroll to take
a peek inside



Teacher Tips

1 Prepare Materials

- scissors
- glue
- markers, crayons, or colored pencils
- copies of lapbook pages
- file folder, construction paper, or notebook (fold one side to the middle, then fold the other side to the middle)



2 Create Lapbook

- Break the activities up into different days or sessions. I like to do one activity (flap) a day.
- Students will cut & glue each flap to the folder and complete the activity.
- Complete various activities throughout the week to place into folder.
- Decorate the front.
- Bring home to share with families.

What's Included:



Walrus Labeling



Walrus Predator/Prey



Walrus Vocabulary



Walrus Facts




Walrus can/have/are



All About Walrus



And More!!!



What's Included:

Each template has step by step directions to tell you how to cut and fold each flap!

Walrus

can	have	are
-----	------	-----

Cut out the walrus and each box with words. Use the words to glue onto the walrus to label the parts.

Cut out the large rectangle. Then cut just the solid vertical line and stop before you get to the strip at the top. Place glue on the horizontal strip that says walrus. Lift each flap to write what walrus can, have, and are.

tusks
front flippers
head
whiskers
back flippers
body

Created by: Julie Davis

Life Cycle of a Walrus

4th	adolescent
3rd	swimming
2nd	calf
1st	adult

Glue here

Cut out the long rectangle on the side on just the solid lines. Cut out each individual picture. Glue the pictures in order to show the life cycle of a walrus onto the long rectangle strip. According fold the strip on the dotted lines. Place glue just on the "glue here" strip to glue to lapbook.

Created by: Julie Davis

What Teachers are Saying...



"LOVED using this as a project based learning activity. I loved the little pockets and the papers that slid into them. My kids really enjoyed putting this all together."



"We read a Scholastic Magazine on walruses and incorporated this activity to dive further into information on walruses. This was a great activity that the kids loved. Thank you!"





"Used this with my Kindergartener as his first research project. He absolutely fell in love with walruses!!!"

Easy to Make and Assemble

Simply print the templates and let your students complete and create!

These templates go just beyond a worksheet. They become interactive!




Buy the Bundle and Save!

CLICK HERE TO CHECK IT OUT!

5 Weeks of Lapbooks
to use all month long!

January Lapbooks



Winter

Penguins

Polar Bears

Walruses

MLK Jr.

